



# Blade

Specification Guide

# Blade

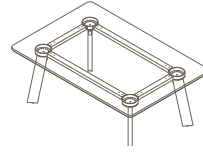
Endless possibilities.

The Blade table system was designed to provide unlimited table configurations using a flexible range of standard components.

# Blade

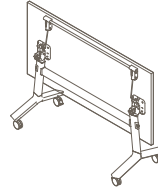
Tables

5 – 12



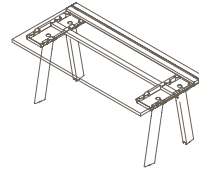
Folding

13




Workstation

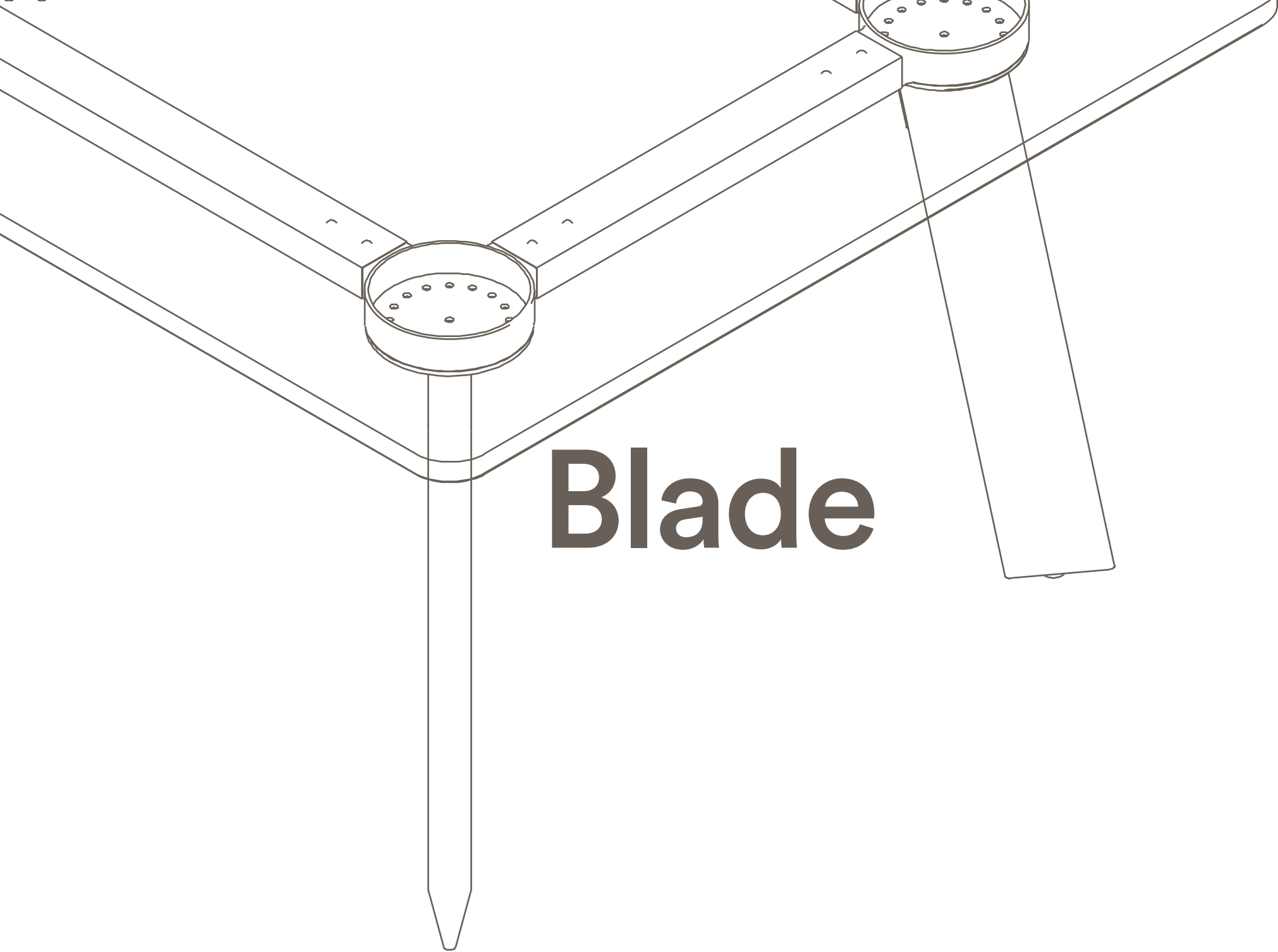
14 – 17



Accessories

18 – 21





**Blade**

# Tables Finishes

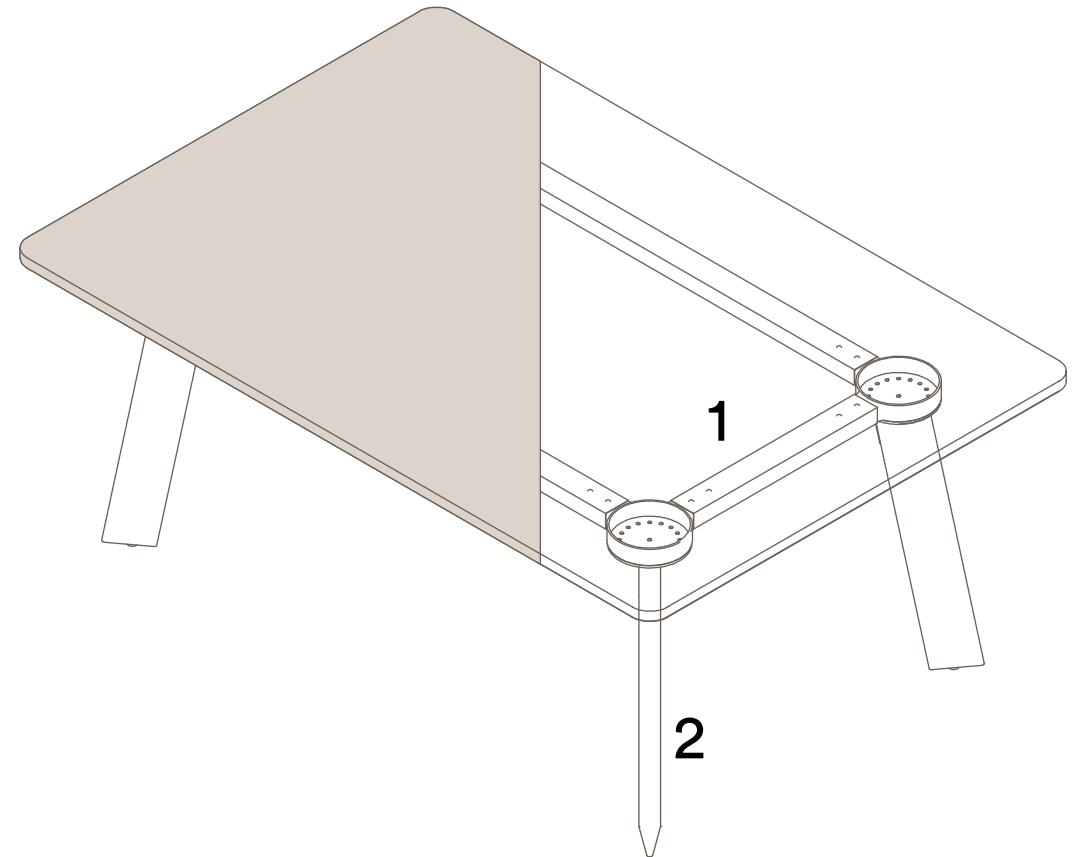
## 1. Standard Finishes

Blade legs and frame, made from steel and aluminium, are available in White and Black.



## 2. Premium Leg Finishes

We offer premium Blade leg finishes in our current season powdercoat colours. Blade is also available with Chrome plating and Timber Grain powdercoat.



Colours are representative only, please check with your Thinking Works consultant to view samples of any specific colour and confirm availability in your country/region. Please note that pricing will vary based on your selected finish.

# Tables

## Round / Square

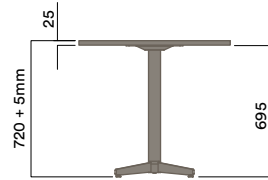
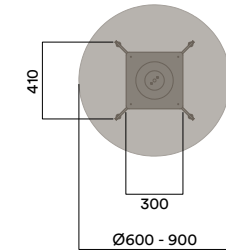
### Materials Information

#### Frame Finish

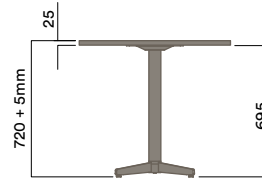
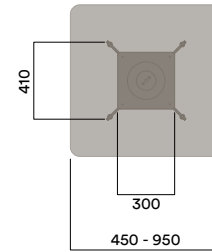
Steel frame

- a. Black
- b. White
- c. Double Cream
- d. Pink Salt
- e. Nocturnelle
- f. Morello
- g. Scotland Sky
- h. Green Smoke
- i. Moonshine
- j. Byron Blue
- k. Axel

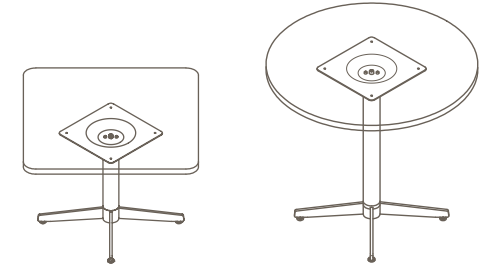
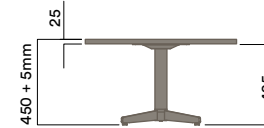
### BLD-1020



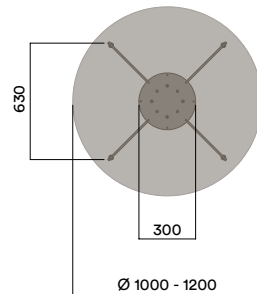
### 720 (standard Height)



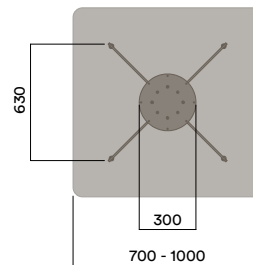
### 450 (coffee height)



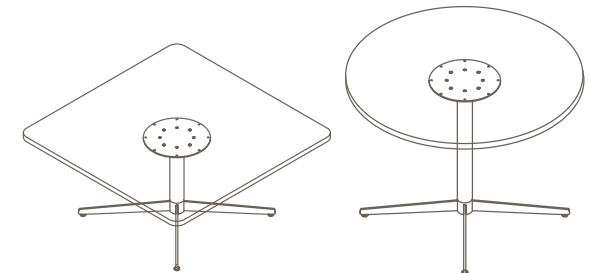
### BLD-1022



### 720 (standard Height)



### 450 (coffee height)



Worktop screws are supplied for securing the tabletop to the table base. They are provided as a general recommendation and must be assessed for compatibility with the specific tabletop substrate material and thickness. It is the responsibility of the installation team to determine whether the supplied screws are suitable or should be replaced with fasteners more suitable for the specified worktop substrate and thickness.

Maximum inc. worktop 40kg  
 Maximum Point Load 50kg  
 Seats 2-4

# Tables

## Round / Square

### Materials Information

#### Frame Finish

Steel & Aluminium frame

- a. Black
- b. White
- c. Double Cream
- d. Pink Salt
- e. Nocturnelle
- f. Morello
- g. Scotland Sky
- h. Green Smoke
- i. Moonshine
- j. Byron Blue
- k. Axel
- l. Chrome

#### Legs

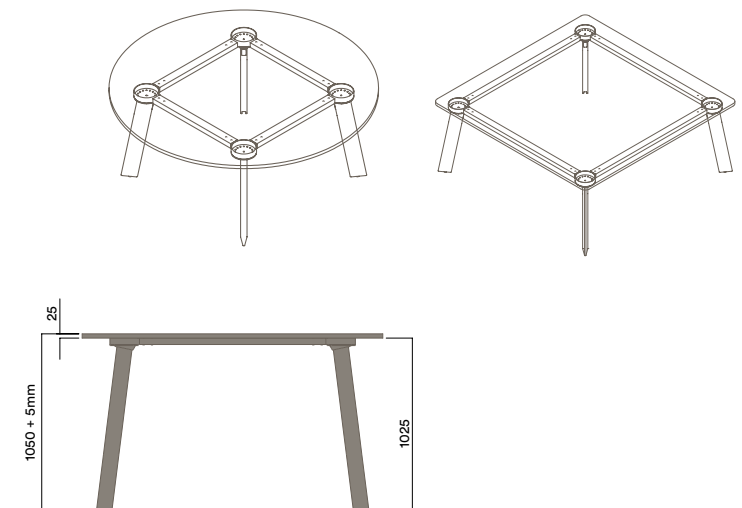
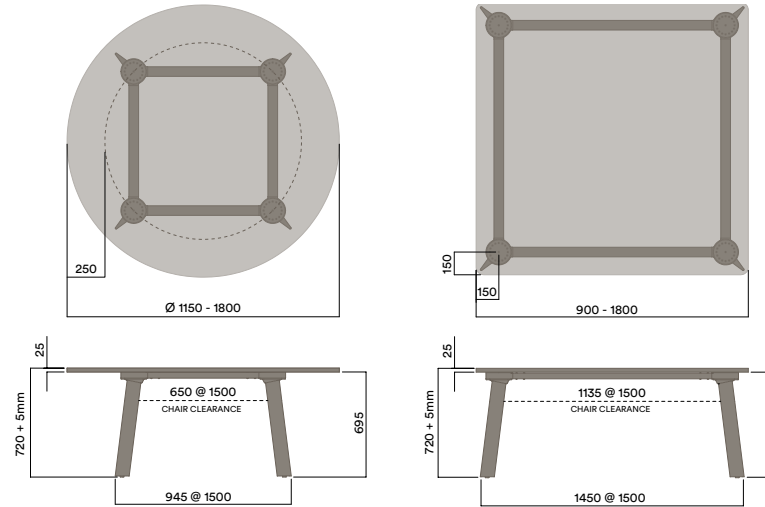
- a. Powdercoat - to match frame
- b. Chrome
- c. Timber Grain Powdercoat

Worktop screws are supplied for securing the tabletop to the table base. They are provided as a general recommendation and must be assessed for compatibility with the specific tabletop substrate material and thickness. It is the responsibility of the installation team to determine whether the supplied screws are suitable or should be replaced with fasteners more suitable for the specified worktop substrate and thickness.

\* Maximum Custom Height 1025mm  
 Maximum inc. worktop 160kg  
 Maximum Point Load 50kg  
 Seats 4 - 6

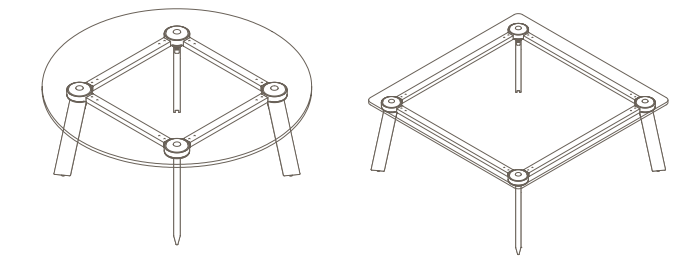
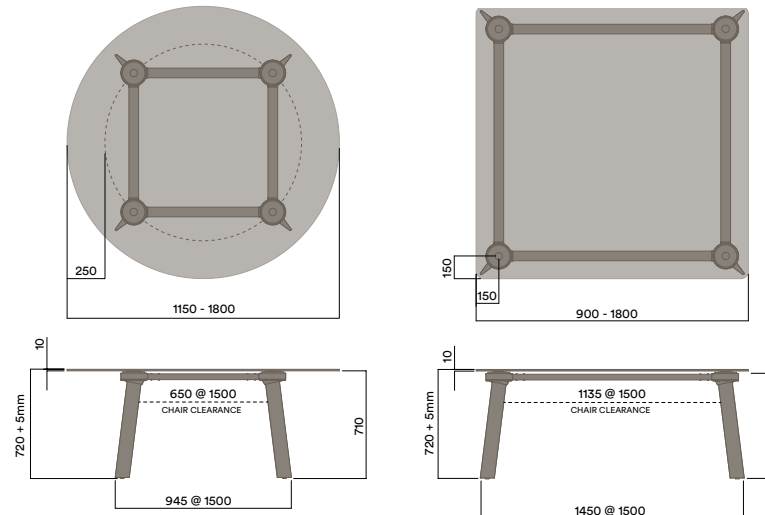
### BLD-1070

### 4 Leg - Timber Worktop



### BLG-1070

### 4 Leg - Glass Worktop



# Tables Round / Square

## Materials Information

### Frame Finish

Steel & Aluminium frame

- a. Black
- b. White
- c. Double Cream
- d. Pink Salt
- e. Nocturnelle
- f. Morello
- g. Scotland Sky
- h. Green Smoke
- i. Moonshine
- j. Byron Blue
- k. Axel
- l. Chrome

### Legs

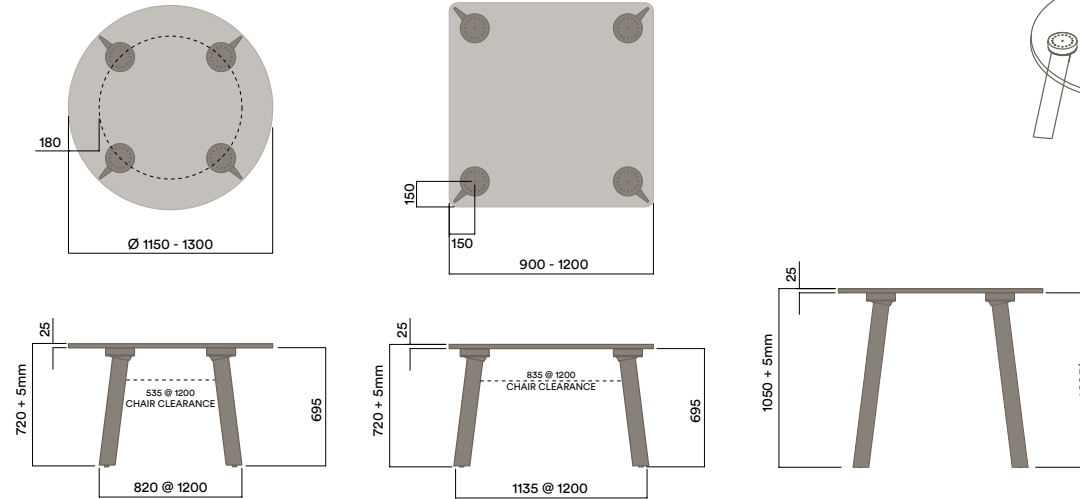
- a. Powdercoat - to match frame
- b. Chrome
- c. Timber Grain Powdercoat

Worktop screws are supplied for securing the tabletop to the table base. They are provided as a general recommendation and must be assessed for compatibility with the specific tabletop substrate material and thickness. It is the responsibility of the installation team to determine whether the supplied screws are suitable or should be replaced with fasteners more suitable for the specified worktop substrate and thickness.

Maximum inc. worktop 80kg  
 Maximum Point Load 30kg  
 Seats 4 - 6

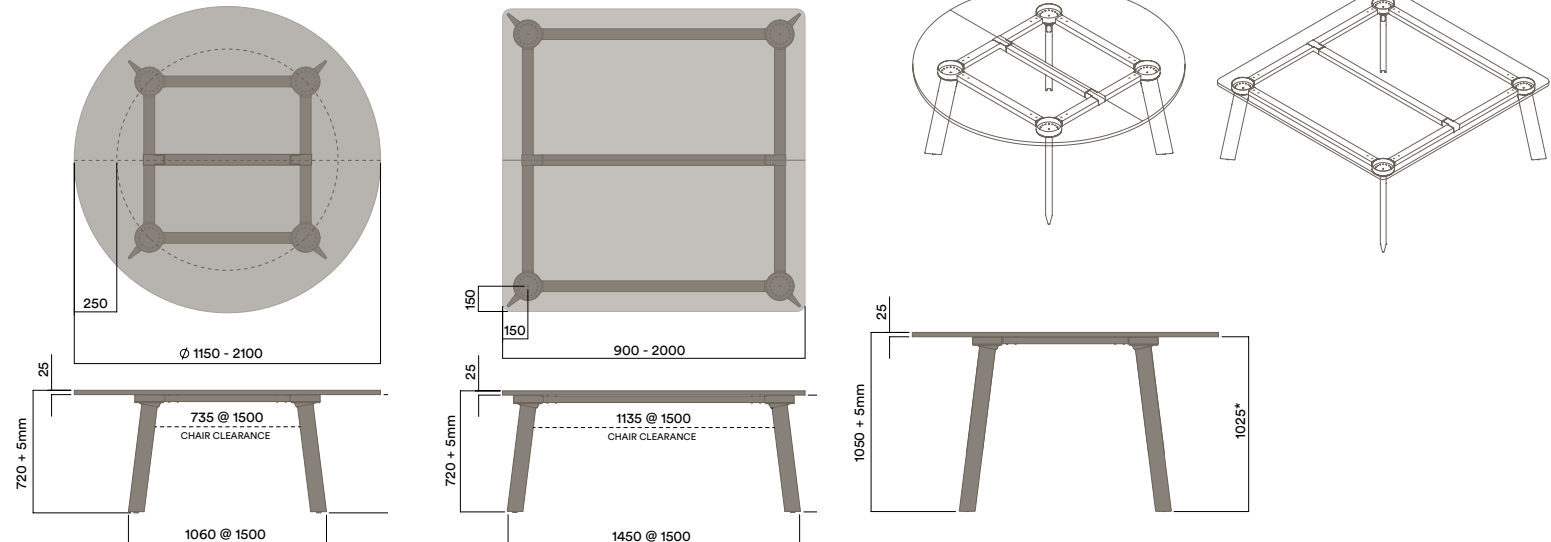
## BLD-1015

### 4 Leg Freestanding



## BLD-1072

### 4 Leg - 2pc Worktop



# Tables Triangle

## Materials Information

### Frame Finish

Steel & Aluminium frame

- a. Black
- b. White
- c. Double Cream
- d. Pink Salt
- e. Nocturnelle
- f. Morello
- g. Scotland Sky
- h. Green Smoke
- i. Moonshine
- j. Byron Blue
- k. Axel
- l. Chrome

### Legs

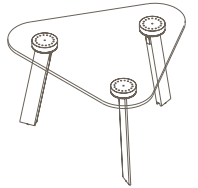
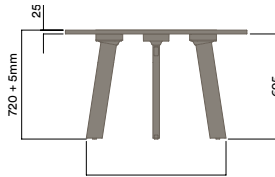
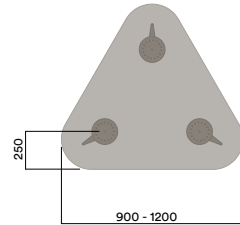
- a. Powdercoat - to match frame
- b. Chrome
- c. Timber Grain Powdercoat

Worktop screws are supplied for securing the tabletop to the table base. They are provided as a general recommendation and must be assessed for compatibility with the specific tabletop substrate material and thickness. It is the responsibility of the installation team to determine whether the supplied screws are suitable or should be replaced with fasteners more suitable for the specified worktop substrate and thickness.

* Maximum Custom Height	1025mm
Maximum inc. worktop	60kg
Maximum Point Load	30kg
Seats	1-3

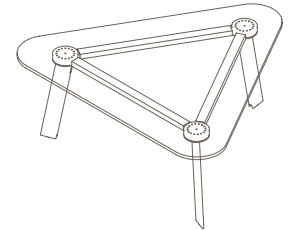
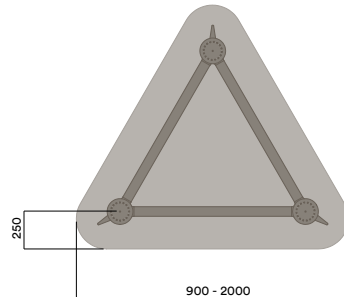
## BLD-1060

### 3 Leg Free Standing



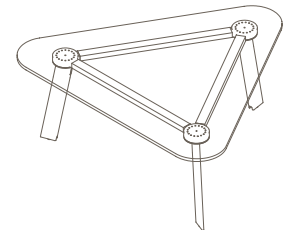
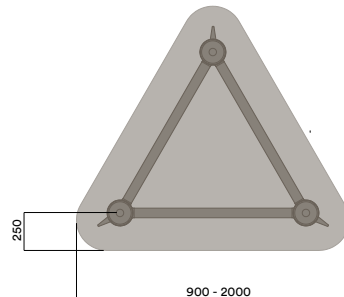
## BLD-1062

### 3 Leg - Timber Worktop



## BLG-1062

### 3 Leg - Glass Worktop



# Tables

## Rectangle

### Materials Information

#### Frame Finish

Steel & Aluminium frame

- a. Black
- b. White
- c. Double Cream
- d. Pink Salt
- e. Nocturnelle
- f. Morello
- g. Scotland Sky
- h. Green Smoke
- i. Moonshine
- j. Byron Blue
- k. Axel
- l. Chrome

#### Legs

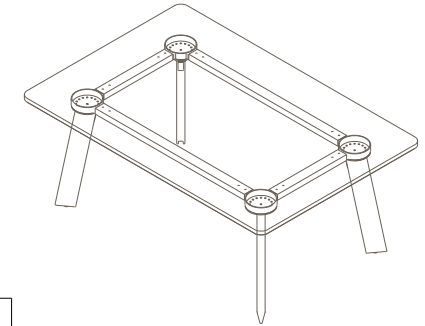
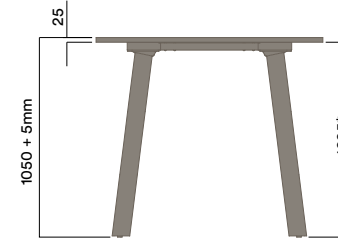
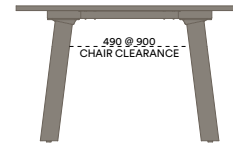
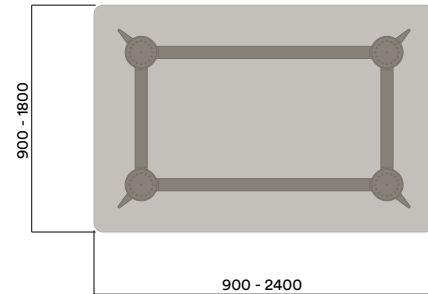
- a. Powdercoat - to match frame
- b. Chrome
- c. Timber Grain Powdercoat

Worktop screws are supplied for securing the tabletop to the table base. They are provided as a general recommendation and must be assessed for compatibility with the specific tabletop substrate material and thickness. It is the responsibility of the installation team to determine whether the supplied screws are suitable or should be replaced with fasteners more suitable for the specified worktop substrate and thickness.

* Maximum Custom Height	1025mm
Maximum inc. worktop	160kg
Maximum Point Load	50kg
Seats	4 - 6

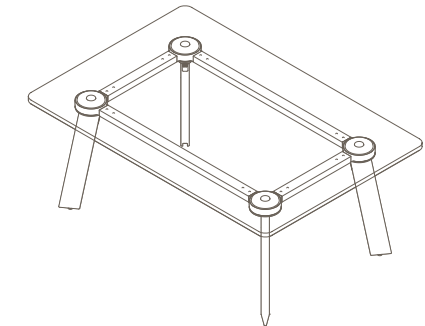
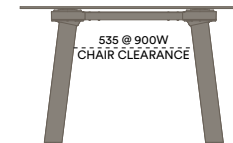

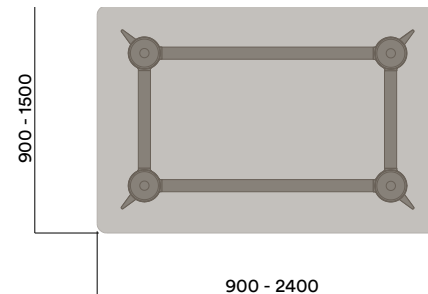
### BLD-1050

#### 4 Leg - Timber Worktop



### BLG-1050

#### 4 Leg - Glass Worktop



# Tables

## Rectangle

### Materials Information

#### Frame Finish

Steel & Aluminium frame

- a. Black
- b. White
- c. Double Cream
- d. Pink Salt
- e. Nocturnelle
- f. Morello
- g. Scotland Sky
- h. Green Smoke
- i. Moonshine
- j. Byron Blue
- k. Axel
- l. Chrome

#### Legs

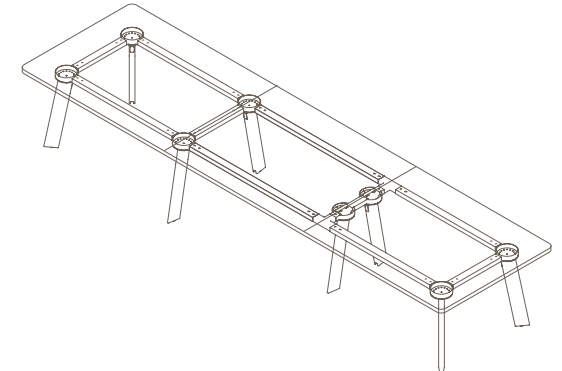
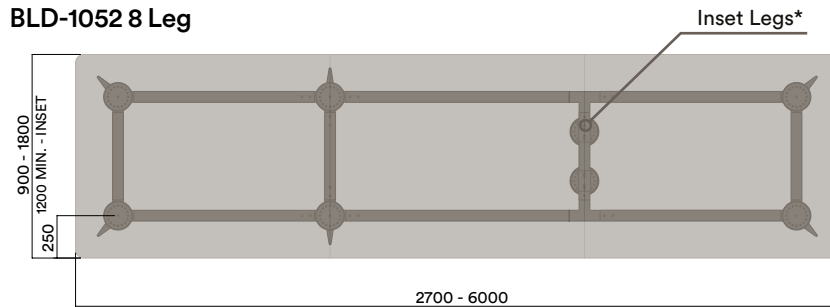
- a. Powdercoat - to match frame
- b. Chrome
- c. Timber Grain Powdercoat

Worktop screws are supplied for securing the tabletop to the table base. They are provided as a general recommendation and must be assessed for compatibility with the specific tabletop substrate material and thickness. It is the responsibility of the installation team to determine whether the supplied screws are suitable or should be replaced with fasteners more suitable for the specified worktop substrate and thickness.

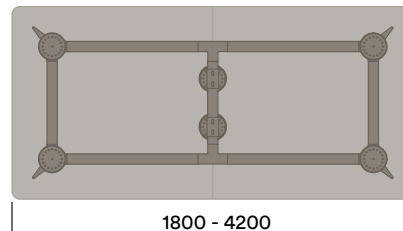
\* Inset legs available for Blade Multi-Leg frames

Maximum inc. worktop	240kg
Maximum Point Load	50kg
Seats	4 - 16

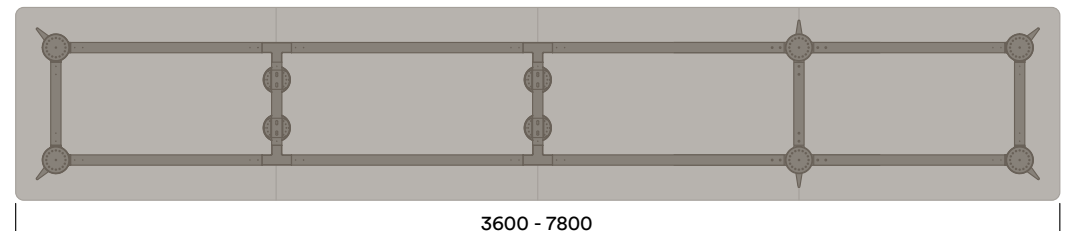
BLD-1052 8 Leg



BLD-1051 6 Leg



BLD-1053 10 Leg



BLA-1054 12 Leg



# Tables Adjustable

## Materials Information

### Frame Finish

Steel & Aluminium frame

- a. Black
- b. White
- c. Double Cream
- d. Pink Salt
- e. Nocturnelle
- f. Morello
- g. Scotland Sky
- h. Green Smoke
- i. Moonshine
- j. Byron Blue
- k. Axel
- l. Chrome

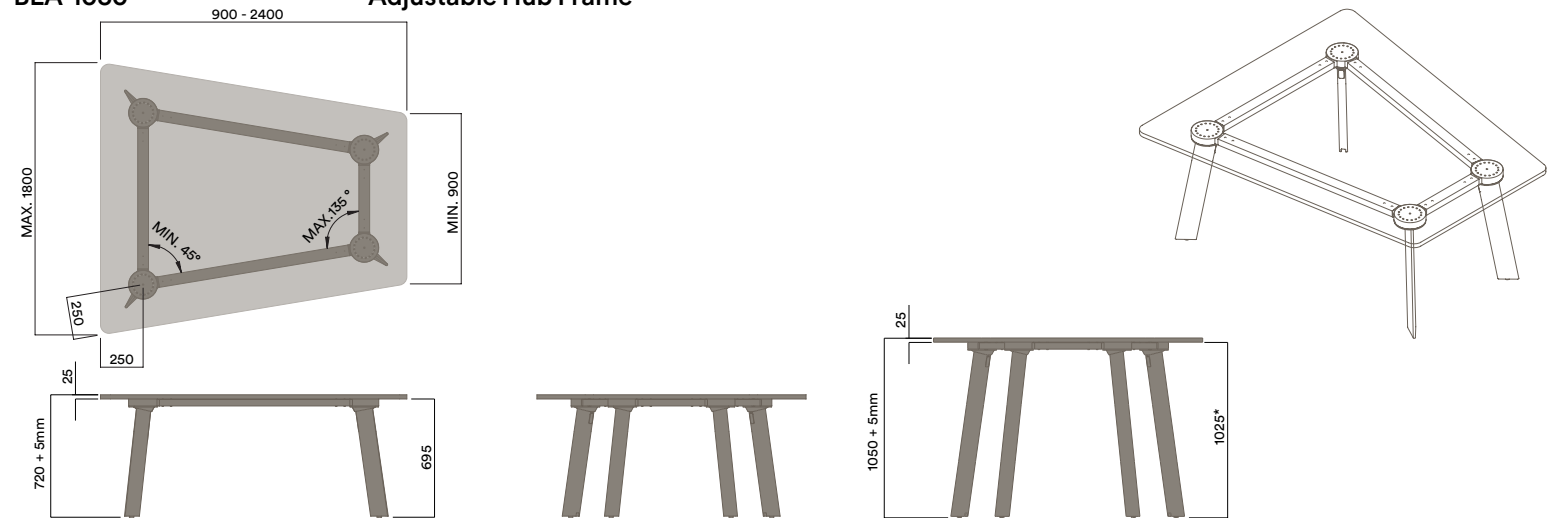
### Legs

- a. Powdercoat - to match frame
- b. Chrome
- c. Timber Grain Powdercoat

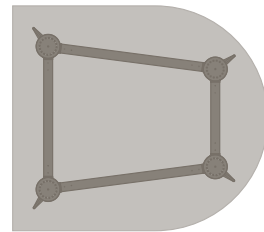
Worktop screws are supplied for securing the tabletop to the table base. They are provided as a general recommendation and must be assessed for compatibility with the specific tabletop substrate material and thickness. It is the responsibility of the installation team to determine whether the supplied screws are suitable or should be replaced with fasteners more suitable for the specified worktop substrate and thickness.

* Maximum Custom Height	1025mm
Maximum inc. worktop	160kg
Maximum Point Load	50kg
Seats	4 - 6

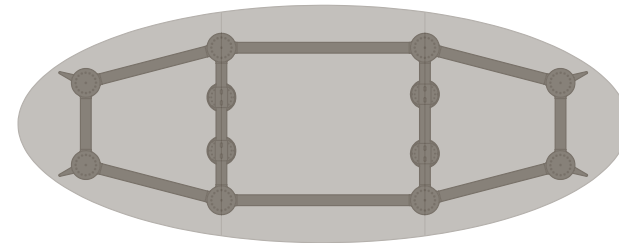
## BLA-1050 Adjustable Hub Frame



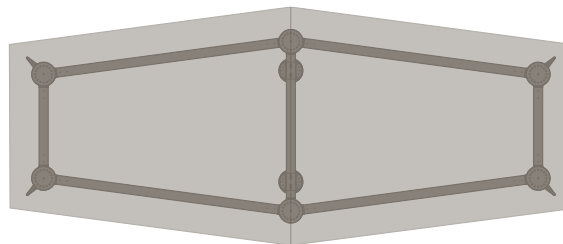
## BLA-1050 4 Leg



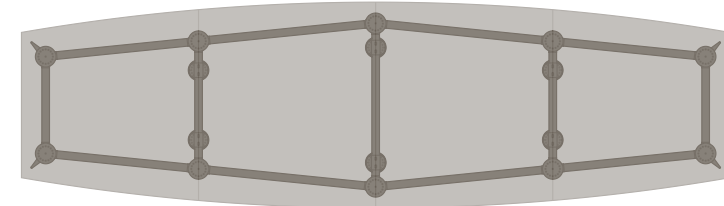
## BLA-1052 8 Leg



## BLA-1051 6 Leg



## BLA-1053 10 Leg



# Tables Folding

## Materials Information

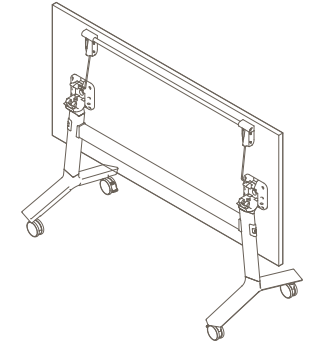
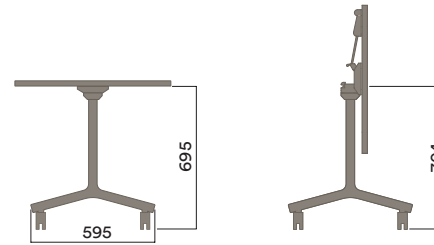
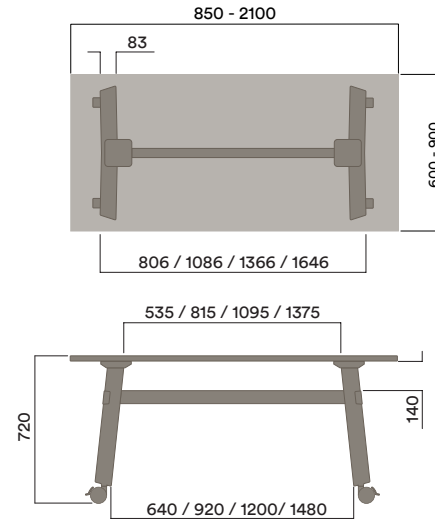
### Frame Finish

Steel frame

- a. Black
- b. White
- c. Double Cream
- d. Pink Salt
- e. Nocturnelle
- f. Morello
- g. Scotland Sky
- h. Green Smoke
- i. Moonshine
- j. Byron Blue
- k. Axel
- l. Chrome

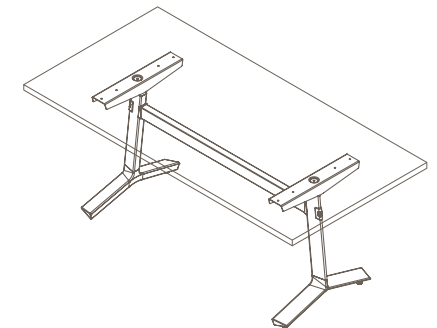
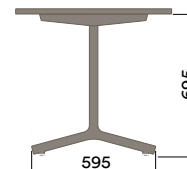
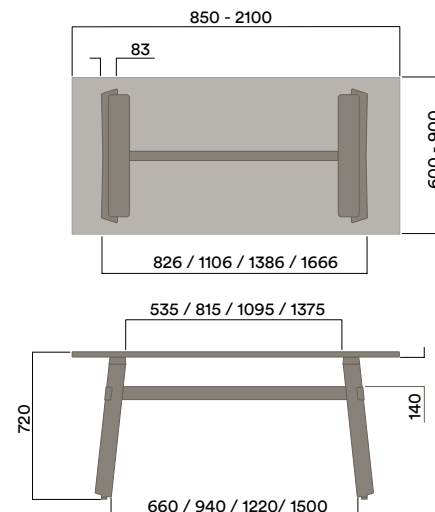
## BLD-1080 - 1086

### Aero Folding



## BLD-1000 - 1006

### Aero Fixed




Worktop screws are supplied for securing the tabletop to the table base. They are provided as a general recommendation and must be assessed for compatibility with the specific tabletop substrate material and thickness. It is the responsibility of the installation team to determine whether the supplied screws are suitable or should be replaced with fasteners more suitable for the specified worktop substrate and thickness.

Maximum inc. worktop 24-42kg  
 Maximum Point Load 30kg  
 Seats 1-4

# Workstation Finishes

## 1. Standard Finishes

Blade legs and frame, made from steel and aluminium, are available in White and Black.



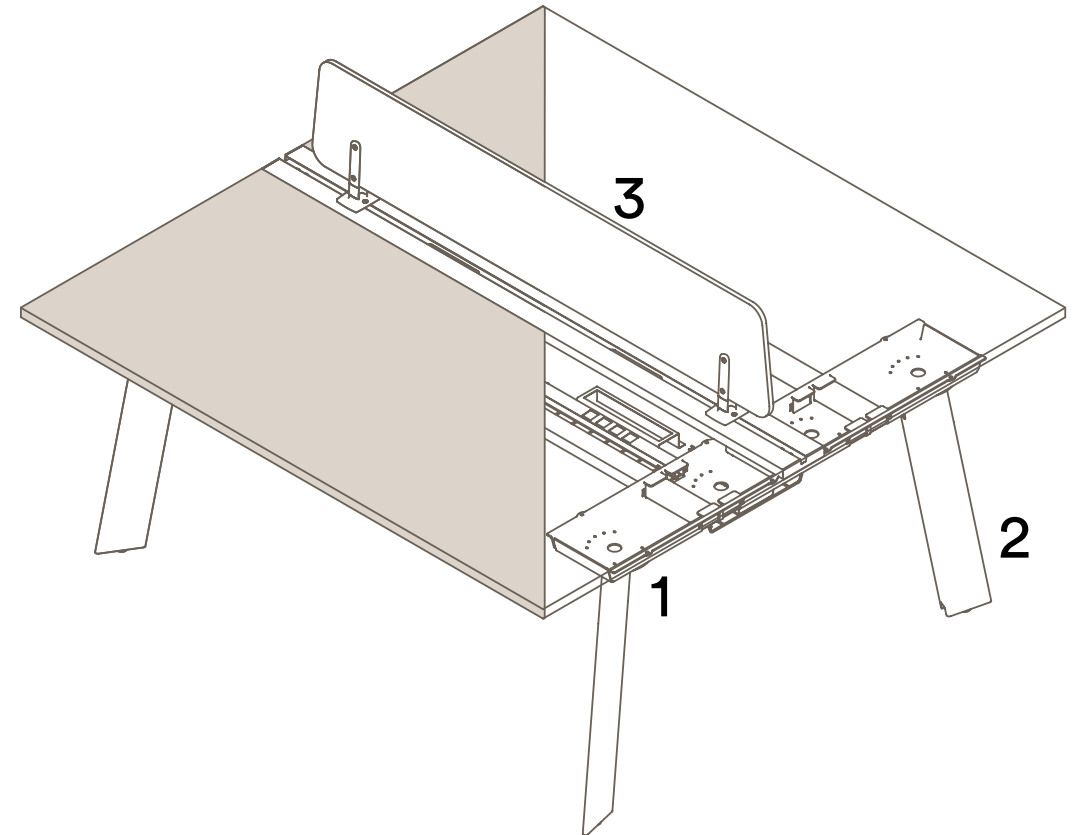
## 2. Premium Leg Finishes

We offer premium Blade leg finishes in our current season powdercoat colours. Blade is also available with Chrome plating and Timber Grain powdercoat.



## 3. Workstation Screens

Our workstation screens can be fabric upholstered to suit customer needs. Screens are also available in Acoustic PET and Acrylic options.



Colours are representative only, please check with your Thinking Works consultant to view samples of any specific colour and confirm availability in your country/region. Please note that pricing will vary based on your selected finish.

# Workstation Double Sided

## Materials Information

### Frame Finish

Steel & Aluminium frame

- a. Black
- b. White
- c. Double Cream
- d. Pink Salt
- e. Nocturnelle
- f. Morello
- g. Scotland Sky
- h. Green Smoke
- i. Moonshine
- j. Byron Blue
- k. Axel
- l. Chrome

### Legs

- a. Powdercoat - to match frame
- b. Chrome
- c. Timber Grain Powdercoat

### Steel Top Horn

- a. Black Powdercoat

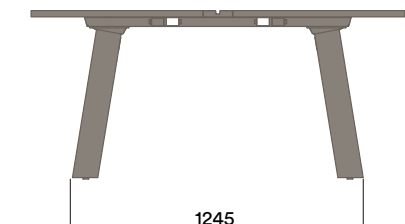
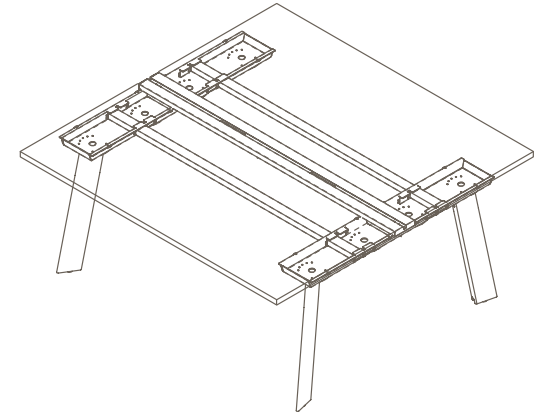
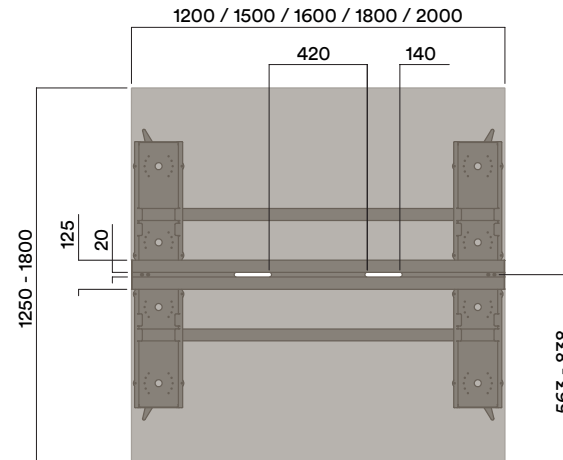
### Extrusion Finish

Accessory mount Extrusion

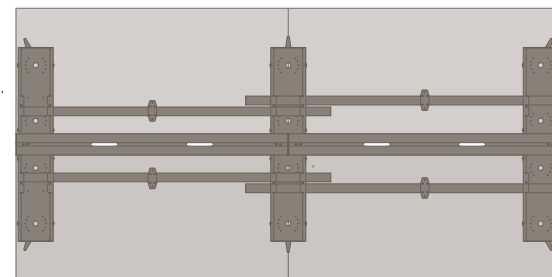
- a. White
- b. Black

Maximum inc. worktop 160kg  
 Maximum Point Load 50kg  
 Seats 2-6

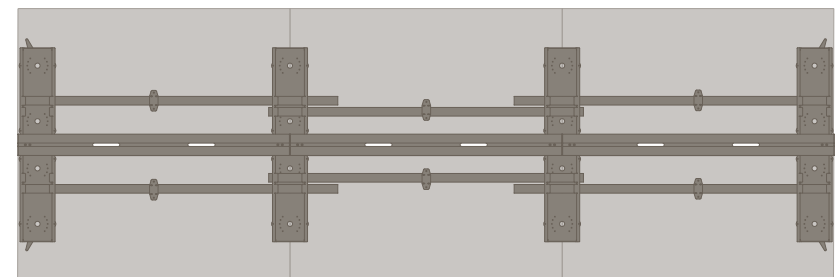
## BLW-2100 2pax



## BLW-2200 4pax



## BLW-2300 6pax



# Workstation Single Sided

## Materials Information

### Frame Finish

Steel & Aluminium frame

- a. Black
- b. White
- c. Double Cream
- d. Pink Salt
- e. Nocturnelle
- f. Morello
- g. Scotland Sky
- h. Green Smoke
- i. Moonshine
- j. Byron Blue
- k. Axel
- l. Chrome

### Legs

- a. Powdercoat - to match frame
- b. Chrome
- c. Timber Grain Powdercoat

### Steel Top Horn

- a. Black Powdercoat

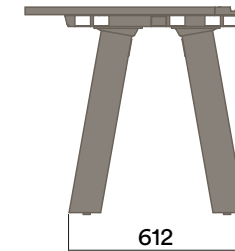
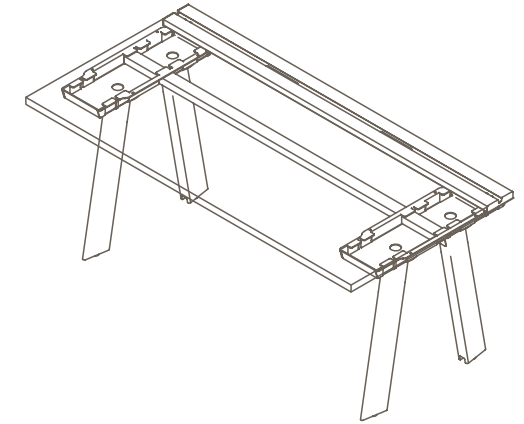
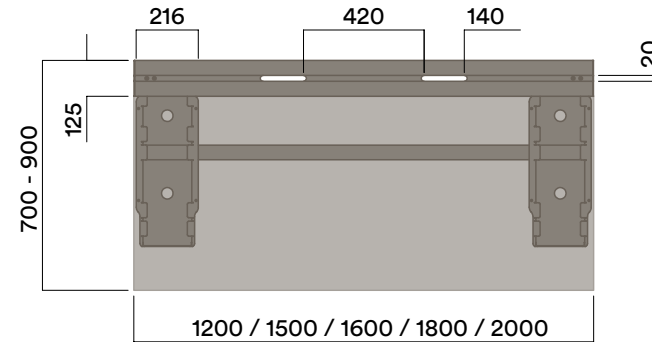
### Extrusion Finish

Accessory mount Extrusion

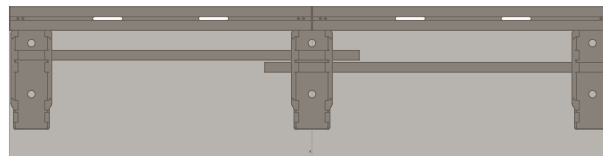
- a. White
- b. Black

Maximum inc. worktop 80kg  
 Maximum Point Load 50kg  
 Seats 1-3

## BLW-1100 1pax



## BLW-1200 2pax



## BLW-1300 3pax



# Workstation Return

## Materials Information

### Frame Finish

Steel & Aluminium frame

- a. Black
- b. White
- c. Double Cream
- d. Pink Salt
- e. Nocturnelle
- f. Morello
- g. Scotland Sky
- h. Green Smoke
- i. Moonshine
- j. Byron Blue
- k. Axel
- l. Chrome

### Legs

- a. Powdercoat - to match frame
- b. Chrome
- c. Timber Grain Powdercoat

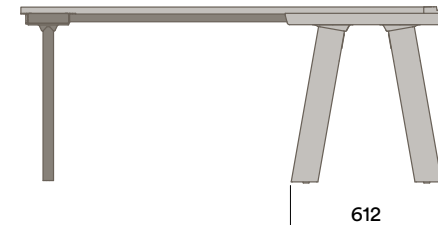
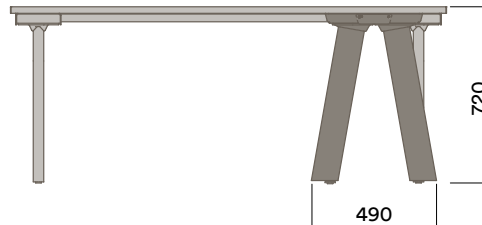
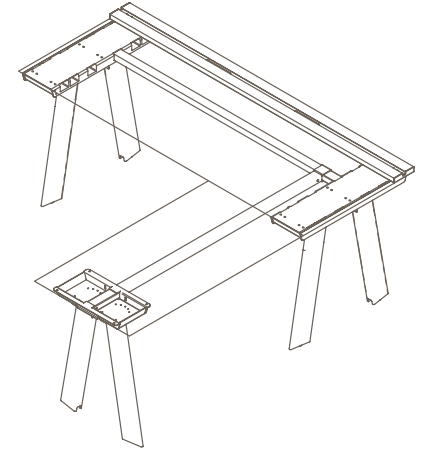
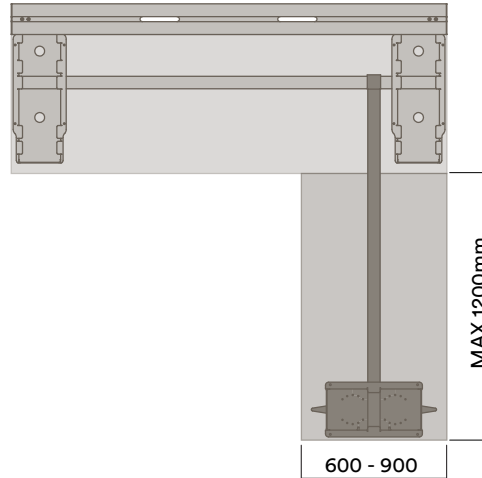
### Steel Top Horn

- a. Black Powdercoat

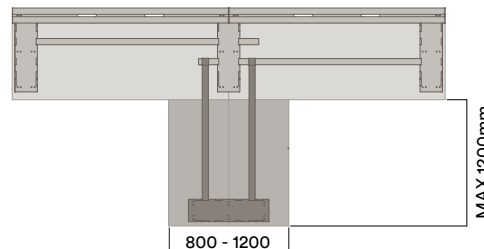
Worktop screws are supplied for securing the tabletop to the table base. They are provided as a general recommendation and must be assessed for compatibility with the specific tabletop substrate material and thickness. It is the responsibility of the installation team to determine whether the supplied screws are suitable or should be replaced with fasteners more suitable for the specified worktop substrate and thickness.

Maximum inc. worktop 80kg  
 Maximum Point Load 50kg  
 Seats 1-3

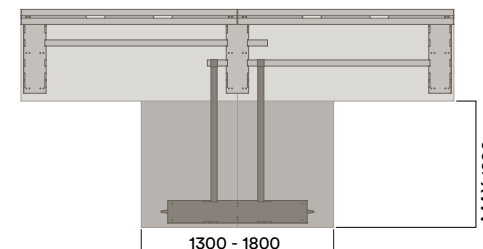
## BLW-R-1010



## BLW-R-1011



## BLW-R-1012



# Workstation Accessories

## Materials Information

### Cable Basket

Wire Cable Basket

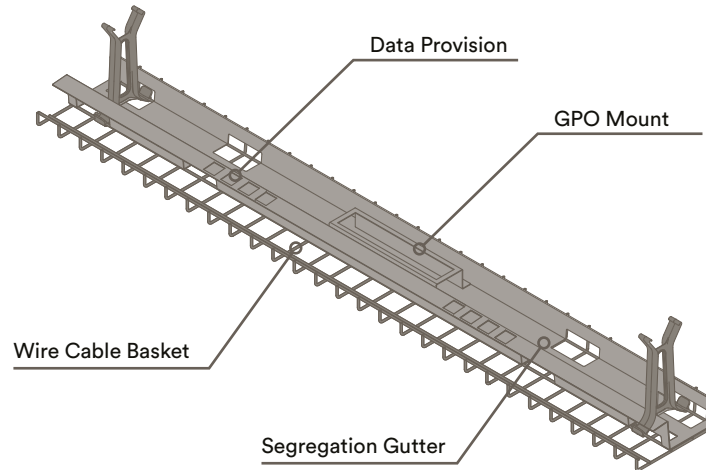
a. Black Powdercoat

Steel Segregation Gutter/Worktop Brackets

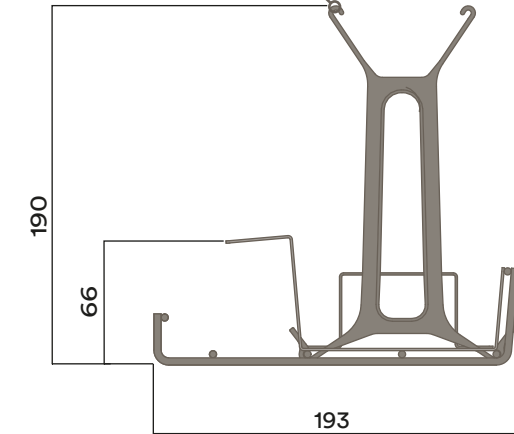
a. Black Powdercoat

## WSA-1100 Series

### Single Sided Cable Basket

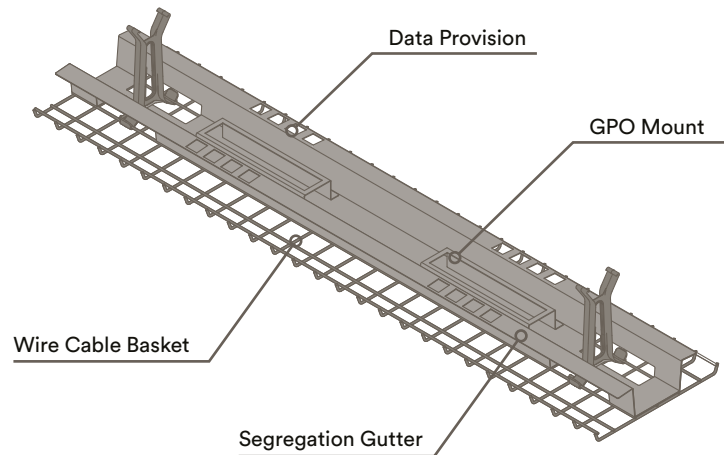


### Extrusion-mount Hook

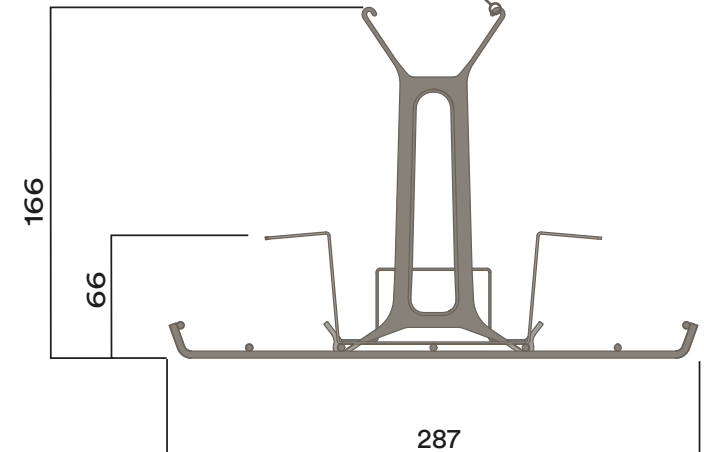


## WSA-2100 Series

### Double Sided Cable Basket



### Extrusion-mount Hook



Worktop screws are supplied for securing the tabletop to the table base. They are provided as a general recommendation and must be assessed for compatibility with the specific tabletop substrate material and thickness. It is the responsibility of the installation team to determine whether the supplied screws are suitable or should be replaced with fasteners more suitable for the specified worktop substrate and thickness.

# Workstation Accessories

## Materials Information

### Tall / Short Screen

Upholstered Screen Panel

a. Customer Supplied Fabric

### Acoustic Screen

PET Screen Panel

a. Light Grey

b. Dark Grey

### Screen Mounts

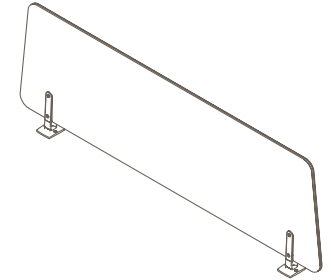
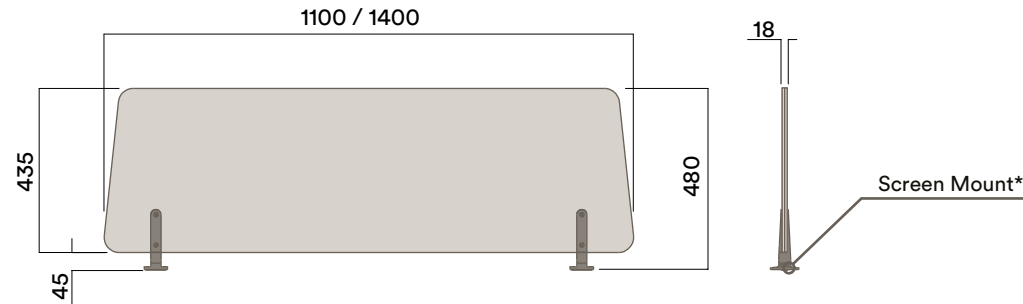
Powdercoat Aluminium Screen Mounts

a. to match frame

b. Other Colour

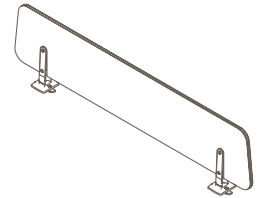
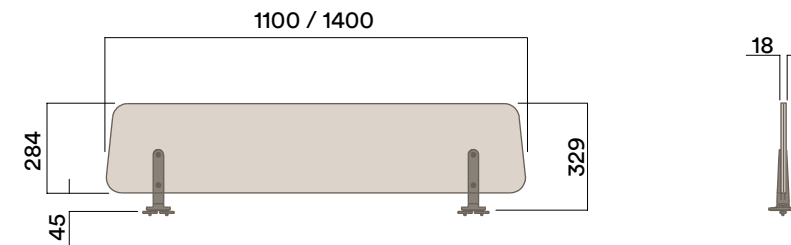
## Tall Screen

## Upholstered



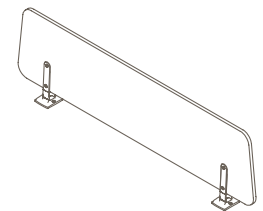
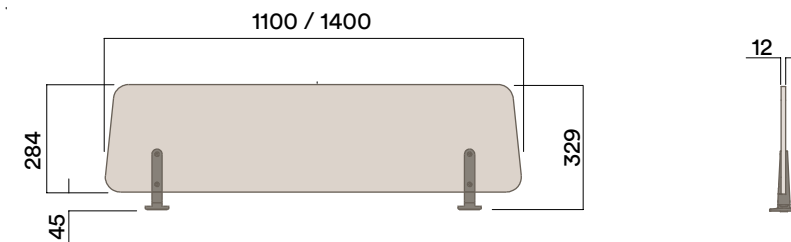
## Short Screen

## Upholstered



## Acoustic Screen

## PET Panel



Worktop screws are supplied for securing the tabletop to the table base. They are provided as a general recommendation and must be assessed for compatibility with the specific tabletop substrate material and thickness. It is the responsibility of the installation team to determine whether the supplied screws are suitable or should be replaced with fasteners more suitable for the specified worktop substrate and thickness.

# Workstation Accessories

## Materials Information

### Acoustic Screen

PET Screen Panel

- a. Light Grey
- b. Dark Grey

### Screen Mounts

Powdercoat Aluminium Screen Mounts

- a. to match frame
- b. Other Colour

### Above Desk Accessories

Powdercoat Sheet metal Accessories

- a. to match frame
- b. Other Colour

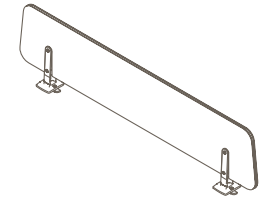
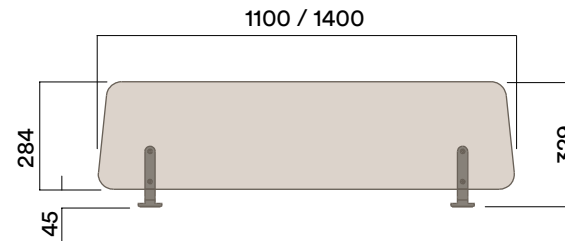
### Accessory Mounts

Powdercoat Aluminium Screen Mounts

- a. to match frame
- b. Other Colour

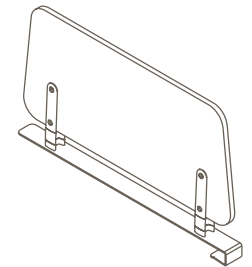
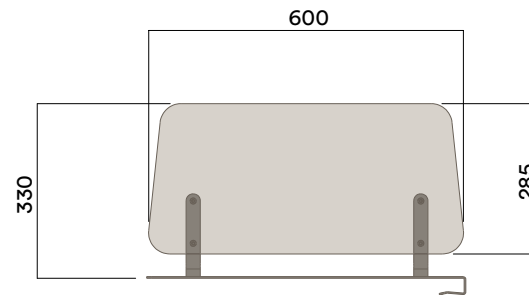
## Short Screen

## Acrylic



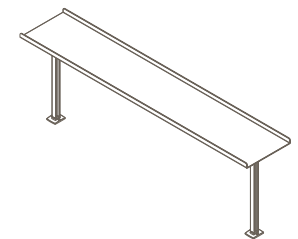
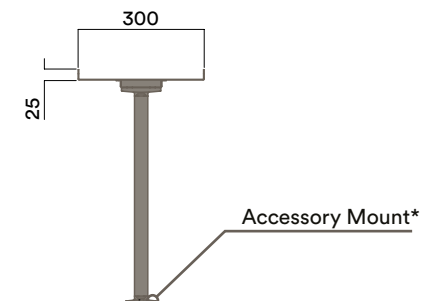

## Interpersonal Screen

## Acoustic Panel



## Above Desk

## Low / High Shelf



Worktop screws are supplied for securing the tabletop to the table base. They are provided as a general recommendation and must be assessed for compatibility with the specific tabletop substrate material and thickness. It is the responsibility of the installation team to determine whether the supplied screws are suitable or should be replaced with fasteners more suitable for the specified worktop substrate and thickness.

# Workstation Accessories

## Materials Information

### Above Desk Accessories

Powdercoat Sheet metal Accessories

- a. to match frame
- b. Other Colour

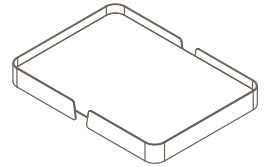
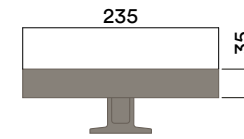
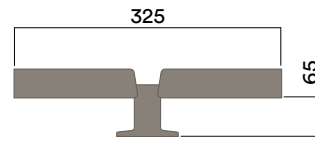
### Accessory Mounts

Powdercoat Aluminium Screen Mounts

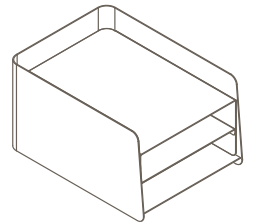
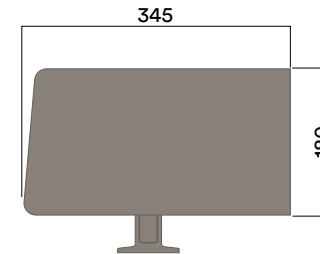
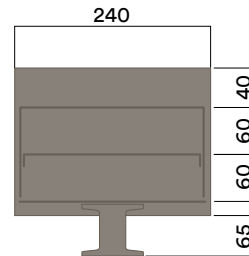
- a. to match frame
- b. Other Colour

## Above Desk

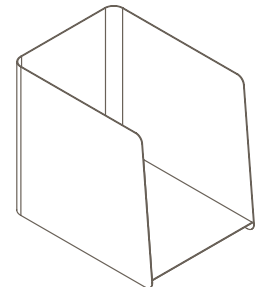
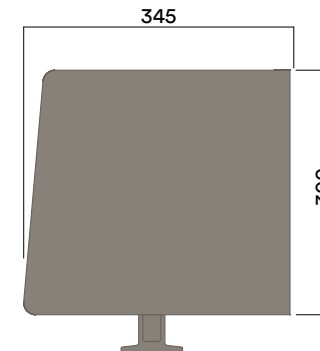

### Personal Tray



### Document Pod & Paper Tray



### Binder Pod



Worktop screws are supplied for securing the tabletop to the table base. They are provided as a general recommendation and must be assessed for compatibility with the specific tabletop substrate material and thickness. It is the responsibility of the installation team to determine whether the supplied screws are suitable or should be replaced with fasteners more suitable for the specified worktop substrate and thickness.



## Specification

If you would like a sample set of any of our finishes, please call us on 61 (0)2 9726 7177 or e-mail at [sales@thinkingw.com](mailto:sales@thinkingw.com).

Due to our policy of continuous product development, specifications and finishes may change without prior notice.

## Sustainability

Our commitment to sustainability isn't driven by trends, it is guided by our belief that doing the right thing is the only way forward. From product certifications to responsible sourcing, we are committed to taking meaningful action across every part of our business. To learn more about our sustainability journey, visit the Thinking Works website or contact our Sustainability & ESG Manager using the details below.

Thinking Works  
© Copyright 2026  
All right reserved

Thinking Works  
Warehouse 2B/M5 Industry Park  
1 Moorebank Ave, Moorebank  
New South Wales 2170  
Australia

[www.thinkingw.com](http://www.thinkingw.com)  
61 (0)2 9726 7177  
[sales@thinkingw.com](mailto:sales@thinkingw.com)