



Okidoki

Specification Guide

Okidoki

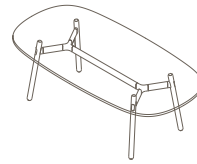
Who says you can't mix
business with pleasure?

Okidoki could be
brightening the office
one day, then bringing
its casual cool to your
home the next. In any
environment, its cheeky
personality is always
on display.

Okidoki

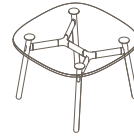
Rectangle

6-10



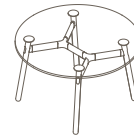
Square

11-12



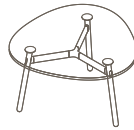
Round

13-14



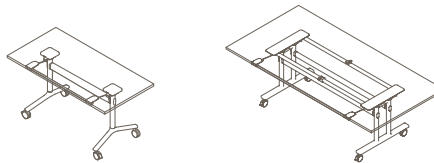
Triangle

15-18



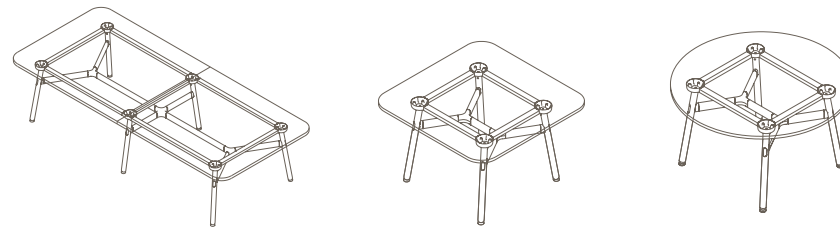
Folding

19-21



Okidoki+

22-28



A minimalist line drawing of a chair's backrest and seat. The backrest is curved and supported by a vertical post on the right side. The seat is also curved. The text 'Okidoki' is written in a bold, sans-serif font across the middle of the backrest.

Okidoki

Tables Finishes

1. Tops

25mm Square edge Melamine Worktop range with Matching or Timber ABS Edging options.



2. Tempered Glass Tops

Clear or Black Tinted with 10mm Polished Edge.



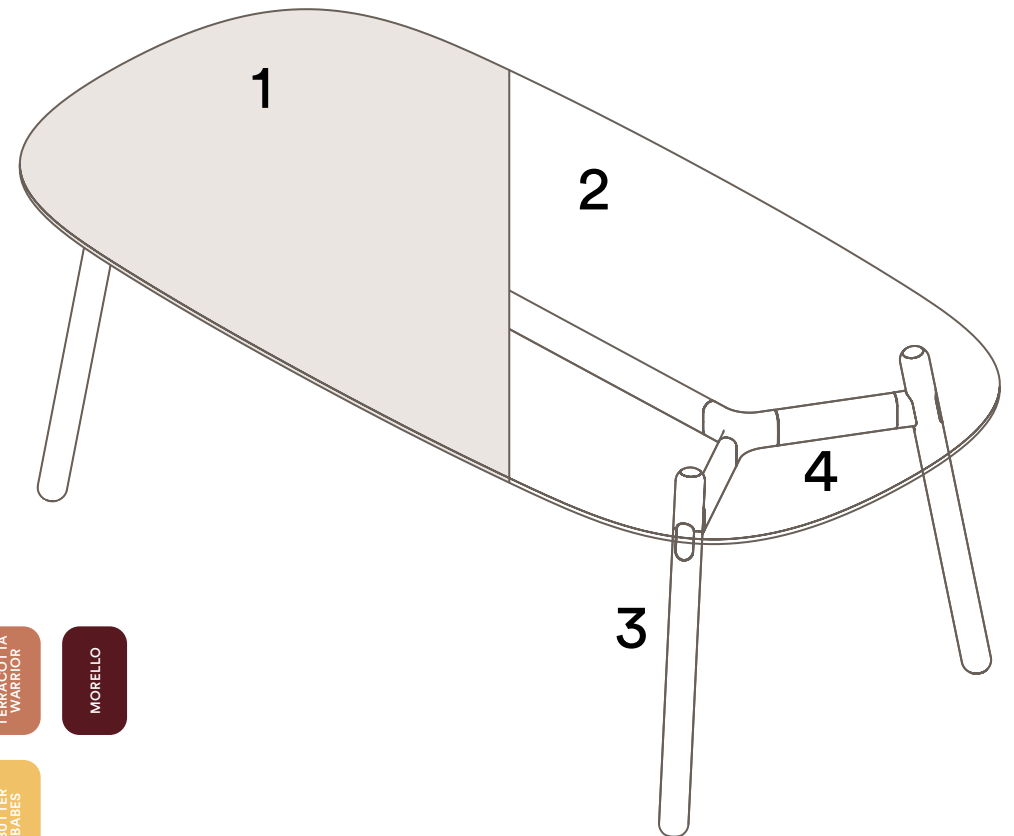
3. Legs

Our legs are all made from Timber. Ash comes as standard. We offer a premium finishes which include Solid Walnut and solid colour with exposed timber grain to match our frame finishes.



4. Frame Finishes

Okidoki steel and aluminium frame is available in our current season powdercoat colours. Custom colours are also available.



Colours are representative only, please check with your Thinking Works consultant to view samples of any specific colour.

Tables

1200 × 600mm Rounded Rectangle

Materials Information

Legs

Timber Legs

- Ash (standard)
- Walnut
- Seasonal Colours* (solid colour with timber grain)

Frame Finish

Powdercoat Steel & Aluminium Frame

*Seasonal Colours:

- Blanc (Standard)
- Noir
- Double Cream
- Marble Rock
- Paddo Clay
- Pink Salt
- Terracotta Warrior
- Morello
- Green Smoke
- Cave Moss
- Moonshine
- Scotland Sky
- Shadow Teal
- Nocturnelle
- Butter Babes

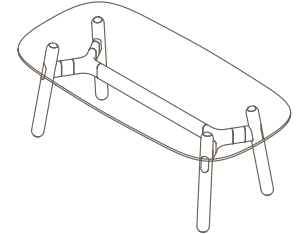
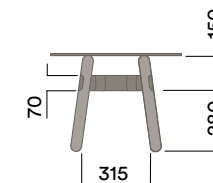
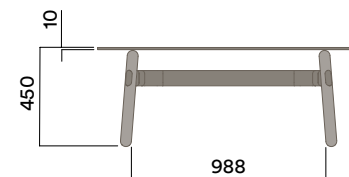
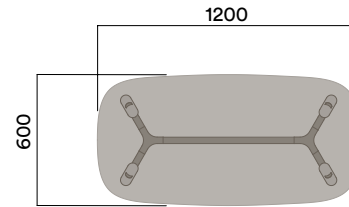
Worktop screws are supplied for securing the tabletop to the table base. They are provided as a general recommendation and must be assessed for compatibility with the specific tabletop substrate material and thickness. It is the responsibility of the installation team to determine whether the supplied screws are suitable or should be replaced with fasteners more suitable for the specified worktop substrate and thickness.

Maximum inc. worktop 100kg
 Maximum Point Load 30kg
 Seats 1-4

OKG-1012

Glass Worktop


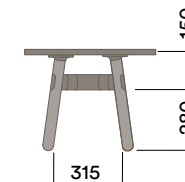
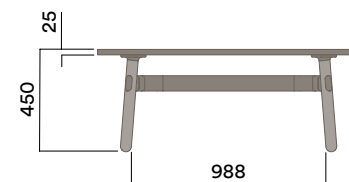
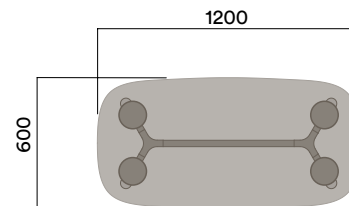
450 (coffee table height)



OKD-1012

Timber Worktop

450 (coffee table height)



Tables

1800 × 900mm Rounded Rectangle

Materials Information

Legs

Timber Legs

- a. Ash (standard)
- b. Walnut
- c. Seasonal Colours* (solid colour with timber grain)

Frame Finish

Powdercoat Steel & Aluminium Frame

*Seasonal Colours:

- a. Blanc (Standard)
- b. Noir
- c. Double Cream
- d. Marble Rock
- e. Paddo Clay
- f. Pink Salt
- g. Terracotta Warrior
- h. Morello
- i. Green Smoke
- j. Cave Moss
- k. Moonshine
- l. Scotland Sky
- m. Shadow Teal
- n. Nocturnelle
- o. Butter Babes

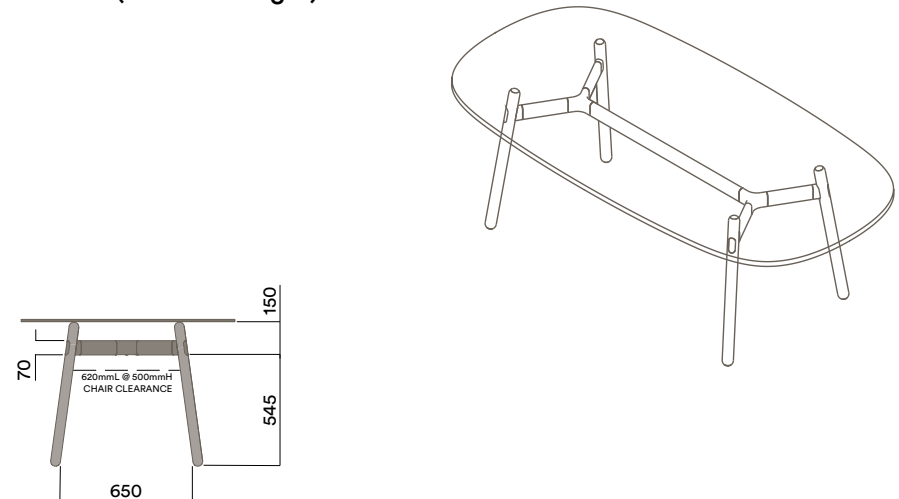
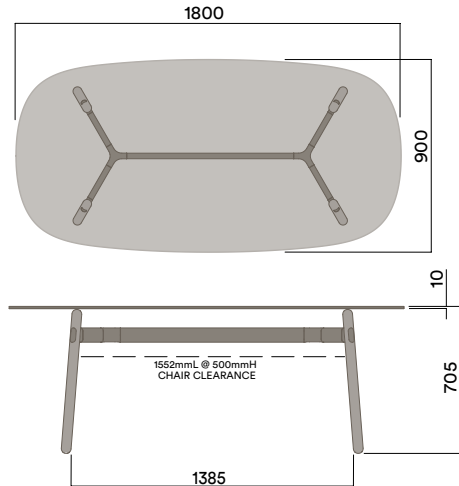
Worktop screws are supplied for securing the tabletop to the table base. They are provided as a general recommendation and must be assessed for compatibility with the specific tabletop substrate material and thickness. It is the responsibility of the installation team to determine whether the supplied screws are suitable or should be replaced with fasteners more suitable for the specified worktop substrate and thickness.

Maximum inc. worktop 60kg
 Maximum Point Load 15kg
 Seats 4 - 6

OKG-1018

Glass Worktop

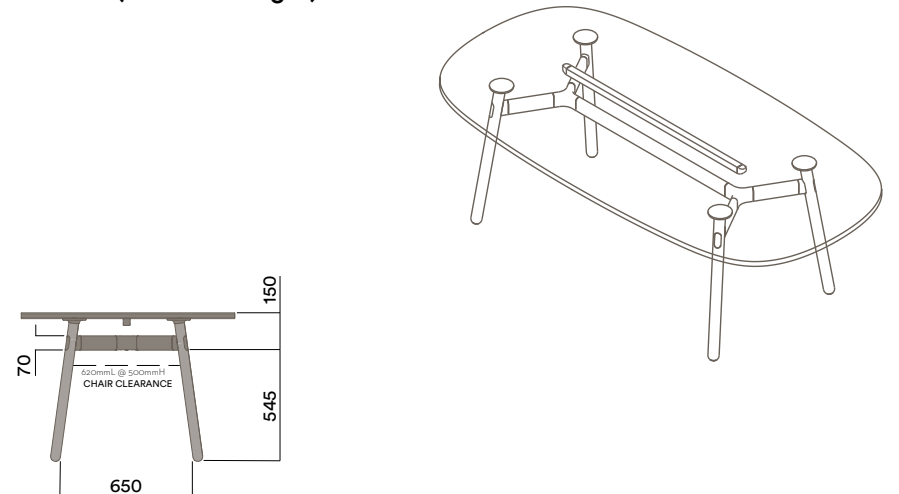
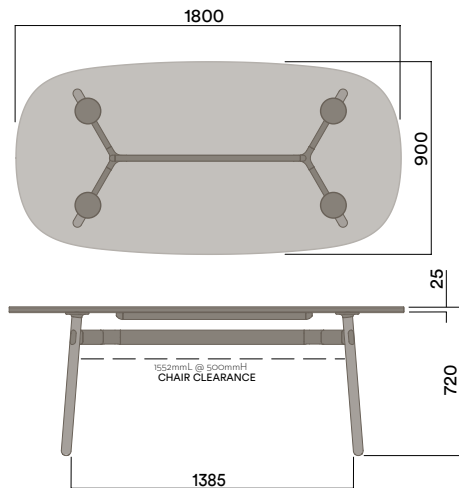
720 (standard height)



OKD-1018

Timber Worktop

720 (standard height)



Tables

1800 × 900mm Rounded Rectangle

Materials Information

Legs

Timber Legs

- Ash (standard)
- Walnut
- Seasonal Colours* (solid colour with timber grain)

Frame Finish

Powdercoat Steel & Aluminium Frame

*Seasonal Colours:

- Blanc (Standard)
- Noir
- Double Cream
- Marble Rock
- Paddo Clay
- Pink Salt
- Terracotta Warrior
- Morello
- Green Smoke
- Cave Moss
- Moonshine
- Scotland Sky
- Shadow Teal
- Nocturnelle
- Butter Babes

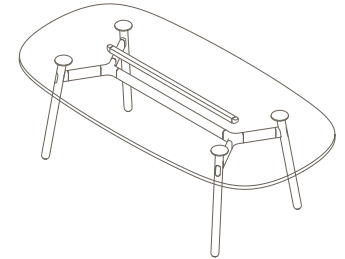
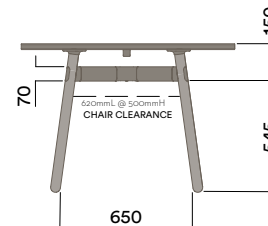
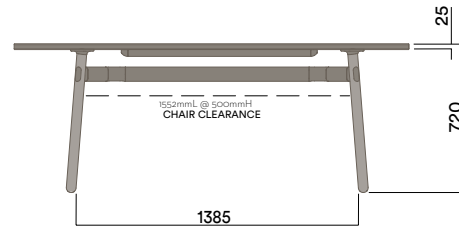
Worktop screws are supplied for securing the tabletop to the table base. They are provided as a general recommendation and must be assessed for compatibility with the specific tabletop substrate material and thickness. It is the responsibility of the installation team to determine whether the supplied screws are suitable or should be replaced with fasteners more suitable for the specified worktop substrate and thickness.

Maximum inc. worktop 60kg
 Maximum Point Load 15kg
 Seats 4 - 6

OKD-1018

Timber Worktop

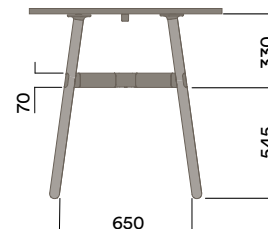
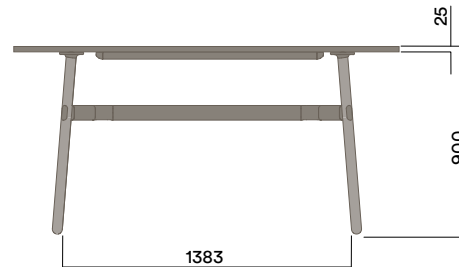
720 (standard height)



OKD-1318

Timber Worktop

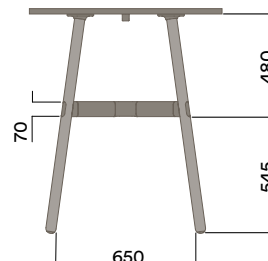
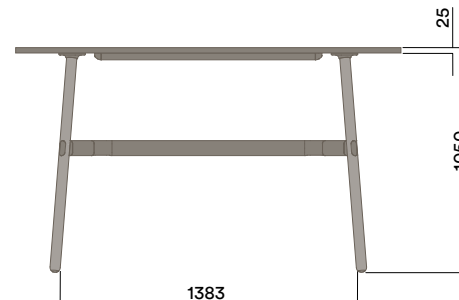
900 (bench height)



OKD-1518

Timber Worktop

1050 (standing height)



Tables

2100 x 1050mm Rounded Rectangle

Materials Information

Legs

Timber Legs

- a. Ash (standard)
- b. Walnut
- c. Seasonal Colours* (solid colour with timber grain)

Frame Finish

Powdercoat Steel & Aluminium Frame

*Seasonal Colours:

- a. Blanc (Standard)
- b. Noir
- c. Double Cream
- d. Marble Rock
- e. Paddo Clay
- f. Pink Salt
- g. Terracotta Warrior
- h. Morello
- i. Green Smoke
- j. Cave Moss
- k. Moonshine
- l. Scotland Sky
- m. Shadow Teal
- n. Nocturnelle
- o. Butter Babes

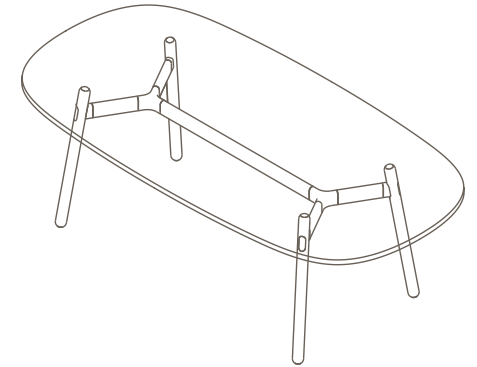
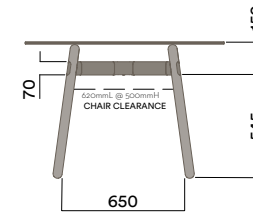
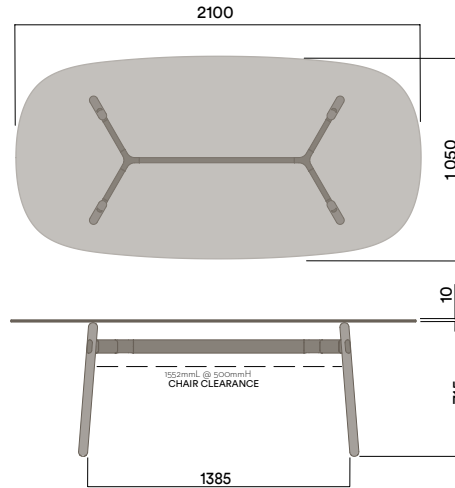
Worktop screws are supplied for securing the tabletop to the table base. They are provided as a general recommendation and must be assessed for compatibility with the specific tabletop substrate material and thickness. It is the responsibility of the installation team to determine whether the supplied screws are suitable or should be replaced with fasteners more suitable for the specified worktop substrate and thickness.

Maximum inc. worktop 60kg
 Maximum Point Load 15kg
 Seats 4 - 6

OKG-1021

Glass Worktop

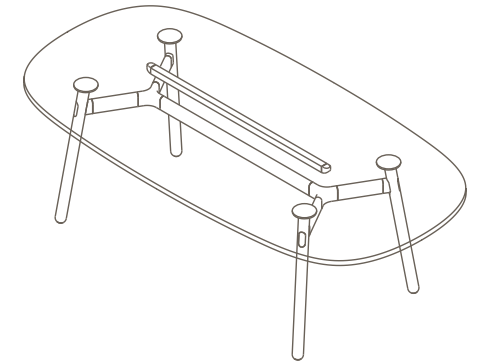
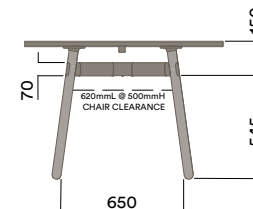
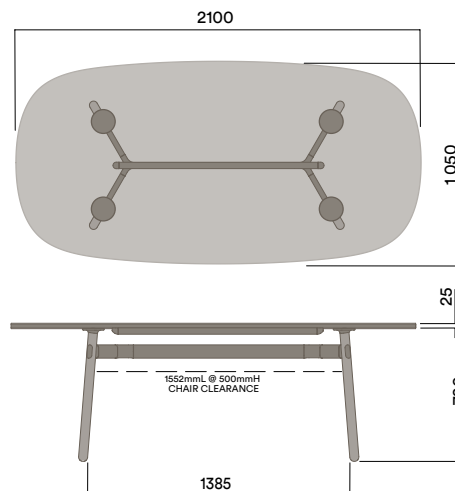
720 (standard height)



OKD-1021

Timber Worktop

720 (standard height)



Tables

2400 × 1200mm Rounded Rectangle

Materials Information

Legs

Timber Legs

- Ash (standard)
- Walnut
- Seasonal Colours* (solid colour with timber grain)

Frame Finish

Powdercoat Steel & Aluminium Frame

*Seasonal Colours:

- Blanc (Standard)
- Noir
- Double Cream
- Marble Rock
- Paddo Clay
- Pink Salt
- Terracotta Warrior
- Morello
- Green Smoke
- Cave Moss
- Moonshine
- Scotland Sky
- Shadow Teal
- Nocturnelle
- Butter Babes

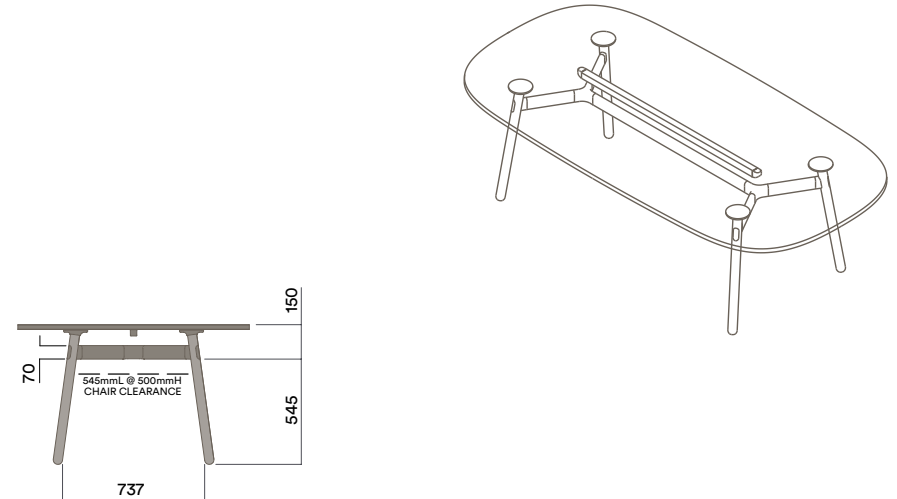
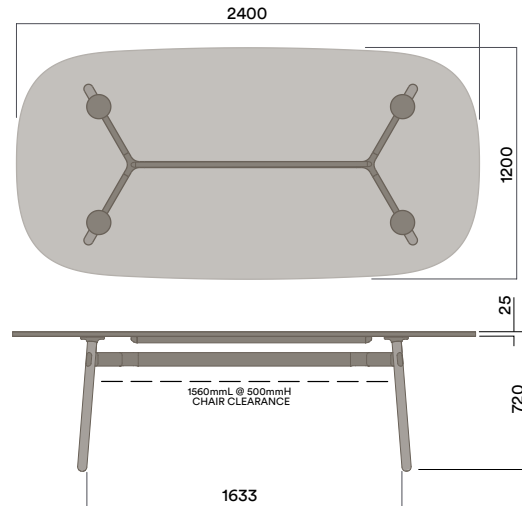
Worktop screws are supplied for securing the tabletop to the table base. They are provided as a general recommendation and must be assessed for compatibility with the specific tabletop substrate material and thickness. It is the responsibility of the installation team to determine whether the supplied screws are suitable or should be replaced with fasteners more suitable for the specified worktop substrate and thickness.

Maximum inc. worktop 60kg
 Maximum Point Load 15kg
 Seats 4 - 6

OKD-1024

Timber Worktop

720 (standard height)



Tables

1050mm Rounded Square

Materials Information

Legs

Timber Legs

- Ash (standard)
- Walnut
- Seasonal Colours* (solid colour with timber grain)

Frame Finish

Powdercoat Steel & Aluminium Frame

*Seasonal Colours:

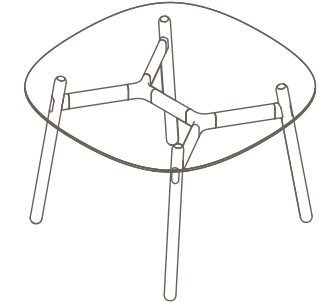
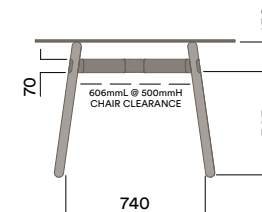
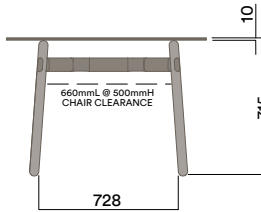
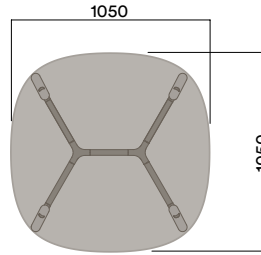
- Blanc (Standard)
- Noir
- Double Cream
- Marble Rock
- Paddo Clay
- Pink Salt
- Terracotta Warrior
- Morello
- Green Smoke
- Cave Moss
- Moonshine
- Scotland Sky
- Shadow Teal
- Nocturnelle
- Butter Babes

Worktop screws are supplied for securing the tabletop to the table base. They are provided as a general recommendation and must be assessed for compatibility with the specific tabletop substrate material and thickness. It is the responsibility of the installation team to determine whether the supplied screws are suitable or should be replaced with fasteners more suitable for the specified worktop substrate and thickness.

Maximum inc. worktop 60kg
 Maximum Point Load 15kg
 Seats 2 - 4

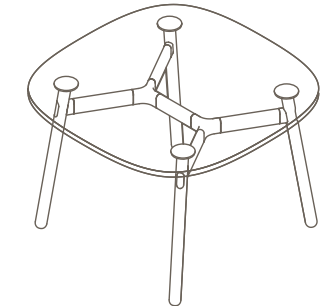
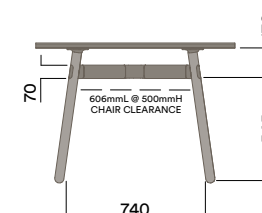
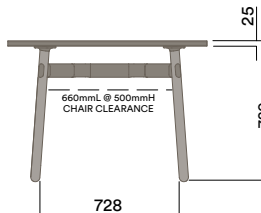
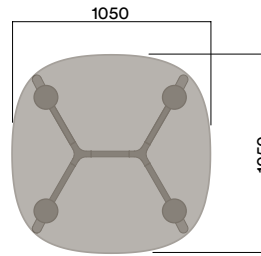
OKG-1070

Glass Worktop



OKD-1070

Timber Worktop



Tables

1050mm Rounded Square

Materials Information

Legs

Timber Legs

- Ash (standard)
- Walnut
- Seasonal Colours* (solid colour with timber grain)

Frame Finish

Powdercoat Steel & Aluminium Frame

*Seasonal Colours:

- Blanc (Standard)
- Noir
- Double Cream
- Marble Rock
- Paddo Clay
- Pink Salt
- Terracotta Warrior
- Morello
- Green Smoke
- Cave Moss
- Moonshine
- Scotland Sky
- Shadow Teal
- Nocturnelle
- Butter Babes

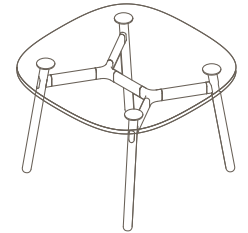
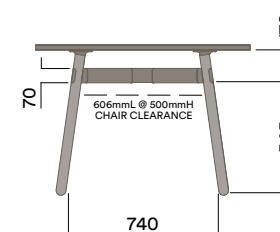
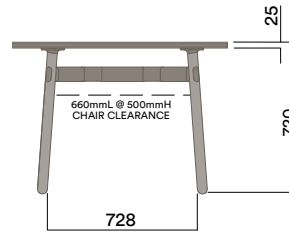
Worktop screws are supplied for securing the tabletop to the table base. They are provided as a general recommendation and must be assessed for compatibility with the specific tabletop substrate material and thickness. It is the responsibility of the installation team to determine whether the supplied screws are suitable or should be replaced with fasteners more suitable for the specified worktop substrate and thickness.

Maximum inc. worktop 60kg
 Maximum Point Load 15kg
 Seats 2 - 4

OKD-1070

Timber Worktop

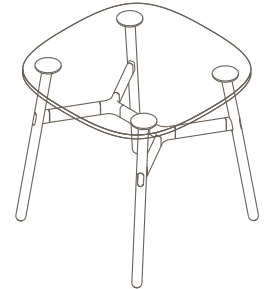
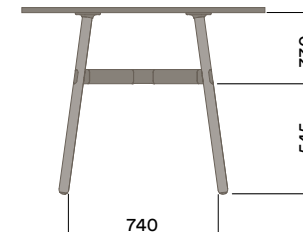
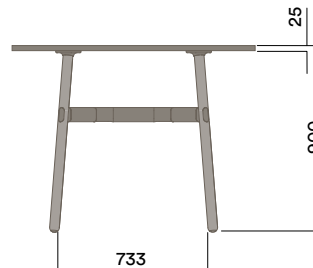
720 (standard height)



OKD-1370

Timber Worktop

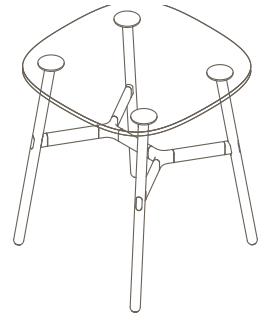
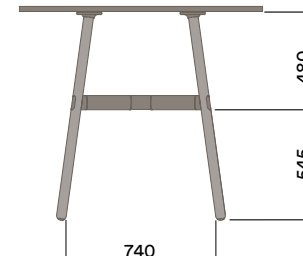
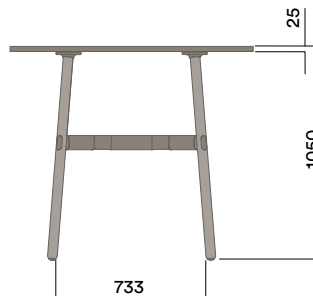
900 (bench height)



OKD-1570

Timber Worktop

1050 (standing height)



Tables

Ø1200mm Round

Materials Information

Legs

Timber Legs

- Ash (standard)
- Walnut
- Seasonal Colours* (solid colour with timber grain)

Frame Finish

Powdercoat Steel & Aluminium Frame

*Seasonal Colours:

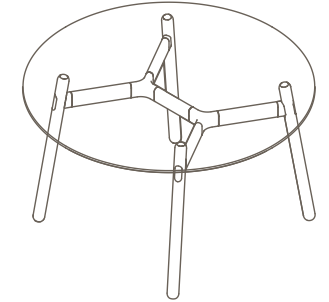
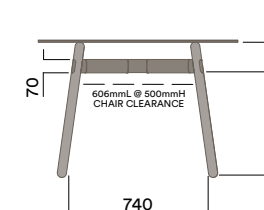
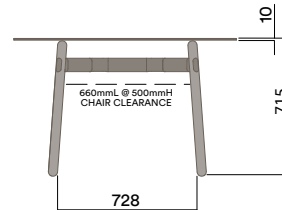
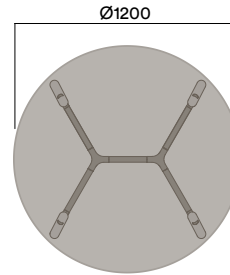
- Blanc (Standard)
- Noir
- Double Cream
- Marble Rock
- Paddo Clay
- Pink Salt
- Terracotta Warrior
- Morello
- Green Smoke
- Cave Moss
- Moonshine
- Scotland Sky
- Shadow Teal
- Nocturnelle
- Butter Babes

Worktop screws are supplied for securing the tabletop to the table base. They are provided as a general recommendation and must be assessed for compatibility with the specific tabletop substrate material and thickness. It is the responsibility of the installation team to determine whether the supplied screws are suitable or should be replaced with fasteners more suitable for the specified worktop substrate and thickness.

Maximum inc. worktop 60kg
 Maximum Point Load 15kg
 Seats 2 - 4

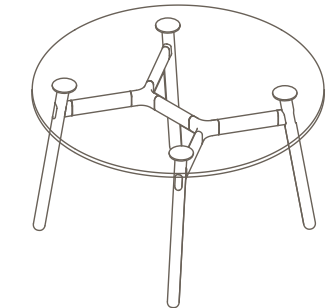
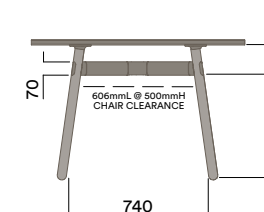
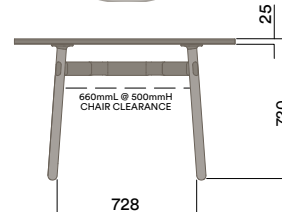
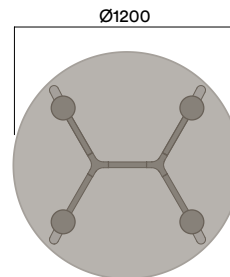
OKG-1070

Glass Worktop



OKD-1070

Timber Worktop



Tables

Ø1200mm Round

Materials Information

Legs

Timber Legs

- Ash (standard)
- Walnut
- Seasonal Colours* (solid colour with timber grain)

Frame Finish

Powdercoat Steel & Aluminium Frame

*Seasonal Colours:

- Blanc (Standard)
- Noir
- Double Cream
- Marble Rock
- Paddo Clay
- Pink Salt
- Terracotta Warrior
- Morello
- Green Smoke
- Cave Moss
- Moonshine
- Scotland Sky
- Shadow Teal
- Nocturnelle
- Butter Babes

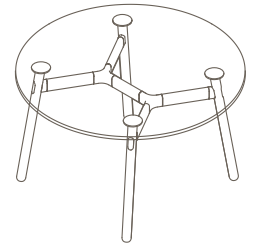
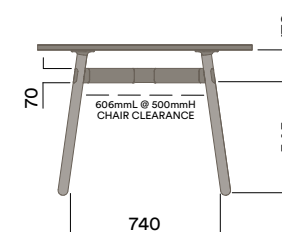
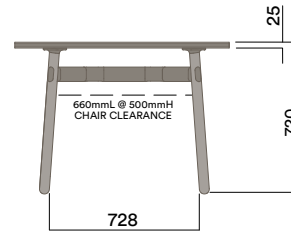
Worktop screws are supplied for securing the tabletop to the table base. They are provided as a general recommendation and must be assessed for compatibility with the specific tabletop substrate material and thickness. It is the responsibility of the installation team to determine whether the supplied screws are suitable or should be replaced with fasteners more suitable for the specified worktop substrate and thickness.

Maximum inc. worktop 60kg
 Maximum Point Load 15kg
 Seats 2 - 4

OKD-1070

Timber Worktop

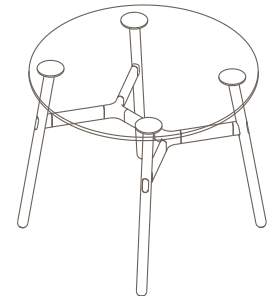
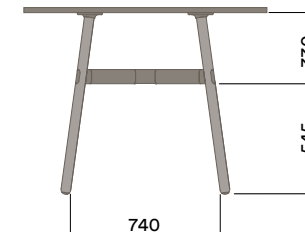
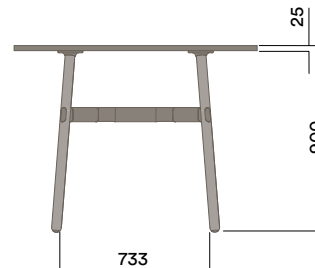
720 (standard height)



OKD-1370

Timber Worktop

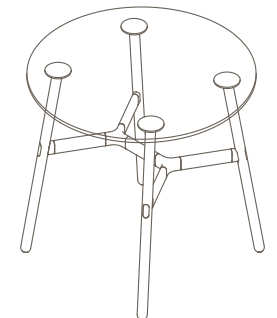
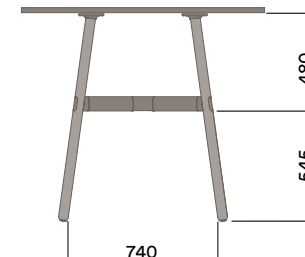
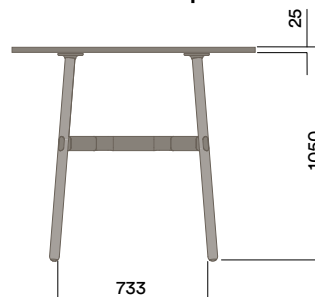
900 (bench height)



OKD-1570

Timber Worktop

1050 (standing height)



Tables

800mm Rounded Triangle

Materials Information

Legs

Timber Legs

- Ash (standard)
- Walnut
- Seasonal Colours* (solid colour with timber grain)

Frame Finish

Powdercoat Steel & Aluminium Frame

*Seasonal Colours:

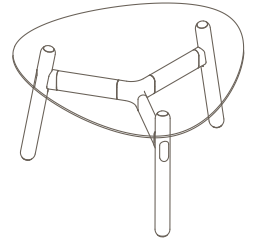
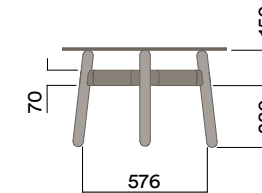
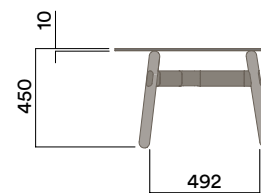
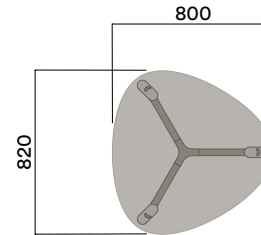
- Blanc (Standard)
- Noir
- Double Cream
- Marble Rock
- Paddo Clay
- Pink Salt
- Terracotta Warrior
- Morello
- Green Smoke
- Cave Moss
- Moonshine
- Scotland Sky
- Shadow Teal
- Nocturnelle
- Butter Babes

Worktop screws are supplied for securing the tabletop to the table base. They are provided as a general recommendation and must be assessed for compatibility with the specific tabletop substrate material and thickness. It is the responsibility of the installation team to determine whether the supplied screws are suitable or should be replaced with fasteners more suitable for the specified worktop substrate and thickness.

Maximum inc. worktop 60kg
 Maximum Point Load 15kg
 Seats 3

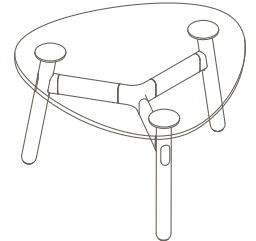
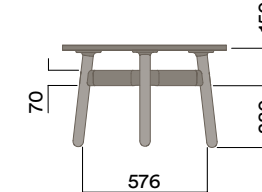
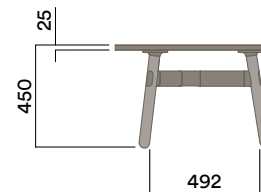
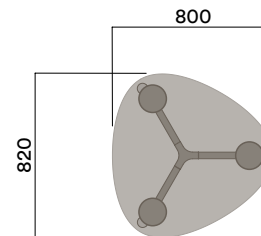
OKG-1060

Glass Worktop



OKD-1060

Timber Worktop



Tables

800mm Rounded Triangle

Materials Information

Legs

Timber Legs

- Ash (standard)
- Walnut
- Seasonal Colours* (solid colour with timber grain)

Frame Finish

Powdercoat Steel & Aluminium Frame

*Seasonal Colours:

- Blanc (Standard)
- Noir
- Double Cream
- Marble Rock
- Paddo Clay
- Pink Salt
- Terracotta Warrior
- Morello
- Green Smoke
- Cave Moss
- Moonshine
- Scotland Sky
- Shadow Teal
- Nocturnelle
- Butter Babes

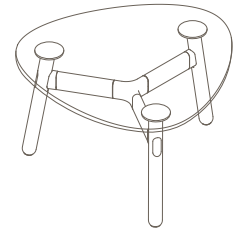
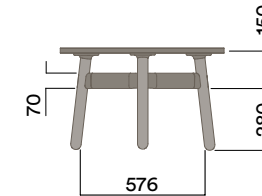
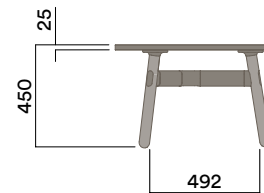
Worktop screws are supplied for securing the tabletop to the table base. They are provided as a general recommendation and must be assessed for compatibility with the specific tabletop substrate material and thickness. It is the responsibility of the installation team to determine whether the supplied screws are suitable or should be replaced with fasteners more suitable for the specified worktop substrate and thickness.

Maximum inc. worktop 60kg
 Maximum Point Load 15kg
 Seats 3

OKD-1060

Timber Worktop

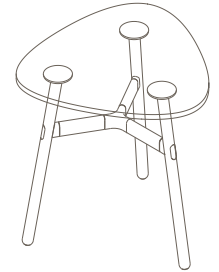
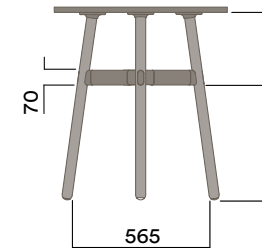
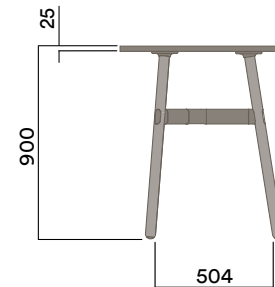
450 (coffee table height)



OKD-1360

Timber Worktop

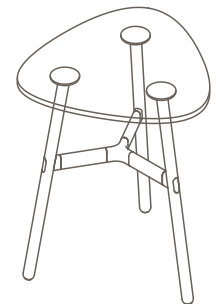
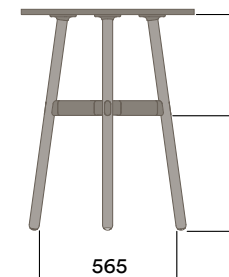
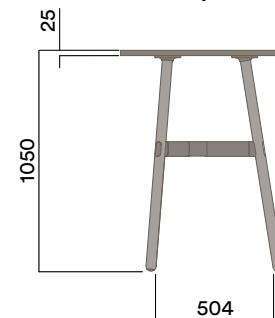
900 (bench height)



OKD-1560

Timber Worktop

1050 (standing height)



Tables

1200mm Rounded Triangle

Materials Information

Legs

Timber Legs

- Ash (standard)
- Walnut
- Seasonal Colours* (solid colour with timber grain)

Frame Finish

Powdercoat Steel & Aluminium Frame

*Seasonal Colours:

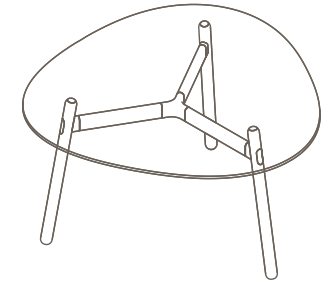
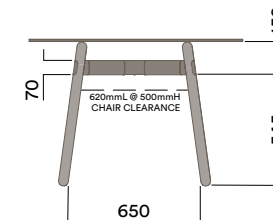
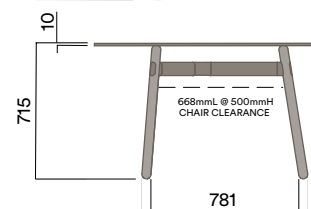
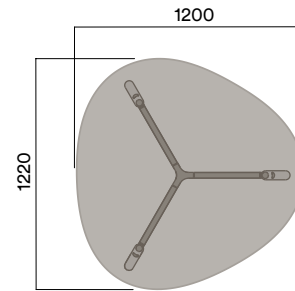
- Blanc (Standard)
- Noir
- Double Cream
- Marble Rock
- Paddo Clay
- Pink Salt
- Terracotta Warrior
- Morello
- Green Smoke
- Cave Moss
- Moonshine
- Scotland Sky
- Shadow Teal
- Nocturnelle
- Butter Babes

Worktop screws are supplied for securing the tabletop to the table base. They are provided as a general recommendation and must be assessed for compatibility with the specific tabletop substrate material and thickness. It is the responsibility of the installation team to determine whether the supplied screws are suitable or should be replaced with fasteners more suitable for the specified worktop substrate and thickness.

Maximum inc. worktop	60kg
Maximum Point Load	15kg
Seats	3

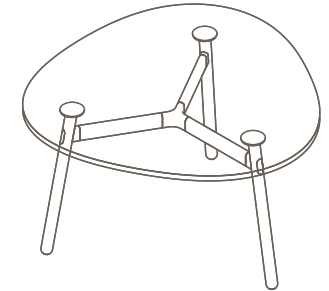
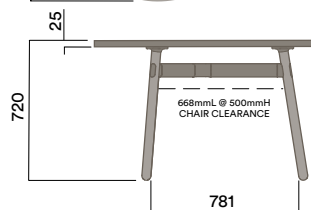
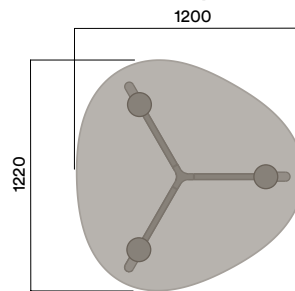
OKG-1061

Glass Worktop



OKD-1061

Timber Worktop



Tables

1200mm Rounded Triangle

Materials Information

OKD-1061

Timber Worktop

720 (standard height)

Legs

Timber Legs

- a. Ash (standard)
- b. Walnut
- c. Seasonal Colours* (solid colour with timber grain)

Frame Finish

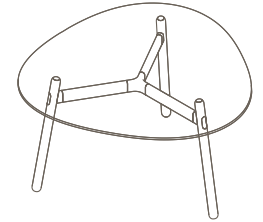
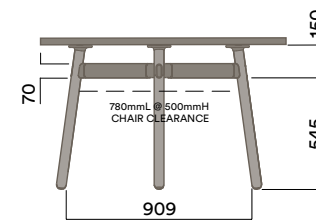
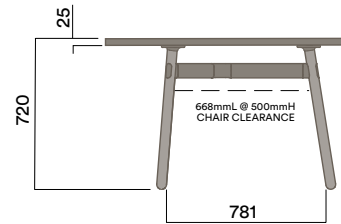
Powdercoat Steel & Aluminium Frame

*Seasonal Colours:

- a. Blanc (Standard)
- b. Noir
- c. Double Cream
- d. Marble Rock
- e. Paddo Clay
- f. Pink Salt
- g. Terracotta Warrior
- h. Morello
- i. Green Smoke
- j. Cave Moss
- k. Moonshine
- l. Scotland Sky
- m. Shadow Teal
- n. Nocturnelle
- o. Butter Babes

Worktop screws are supplied for securing the tabletop to the table base. They are provided as a general recommendation and must be assessed for compatibility with the specific tabletop substrate material and thickness. It is the responsibility of the installation team to determine whether the supplied screws are suitable or should be replaced with fasteners more suitable for the specified worktop substrate and thickness.

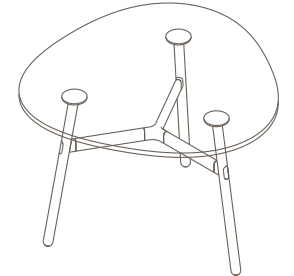
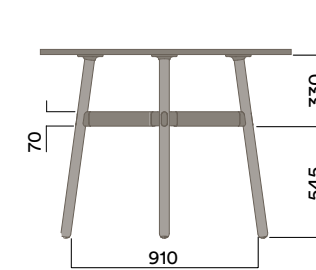
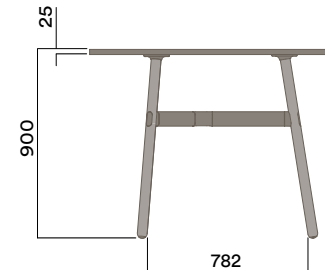
Maximum inc. worktop 60kg
 Maximum Point Load 15kg
 Seats 3



OKD-1361

Timber Worktop

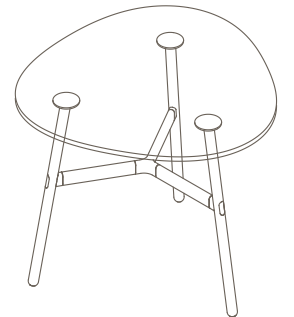
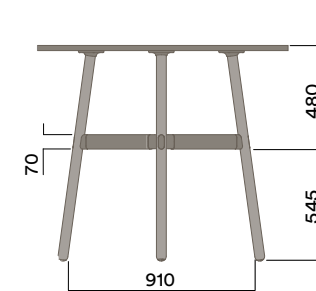
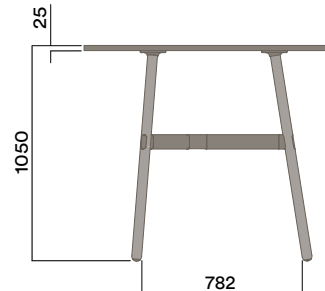
900 (bench height)



OKD-1561

Timber Worktop

1050 (standing height)



Folding Tables Finishes

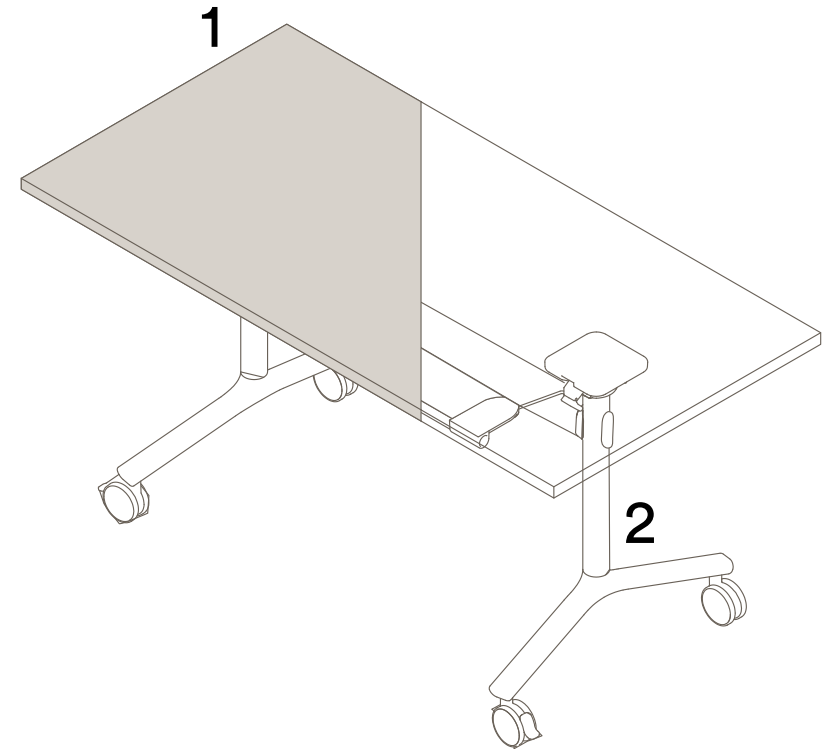
1. Tops

25mm Square edge Melamine Worktop range with Matching or Timber ABS Edging options.



2. Frame Finishes

The steel frame and aluminium foot are available in our current season powdercoat colours. For standard height bases, the leg columns are also available in timber-look powdercoat.



Colours are representative only, please check with your Thinking Works consultant to view samples of any specific colour.

Tables Folding

Materials Information

Legs

Powdercoat Steel Legs

- Seasonal Colours* (solid colour with timber grain)
- Ash Timbergrain (column only)

Foot

Powdercoat Aluminium

*Seasonal Colours:

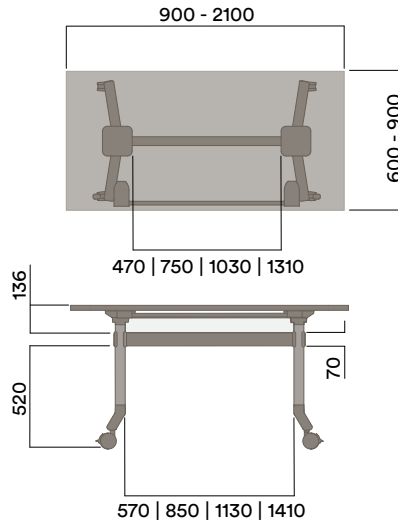
- Blanc (Standard)
- Noir (Standard)
- Double Cream
- Marble Rock
- Paddo Clay
- Pink Salt
- Terracotta Warrior
- Morello
- Green Smoke
- Cave Moss
- Moonshine
- Scotland Sky
- Shadow Teal
- Nocturnelle
- Butter Babes

Worktop screws are supplied for securing the tabletop to the table base. They are provided as a general recommendation and must be assessed for compatibility with the specific tabletop substrate material and thickness. It is the responsibility of the installation team to determine whether the supplied screws are suitable or should be replaced with fasteners more suitable for the specified worktop substrate and thickness.

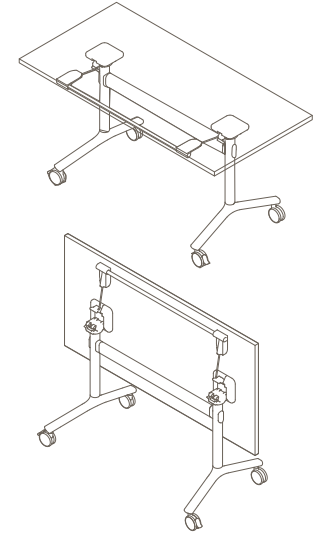
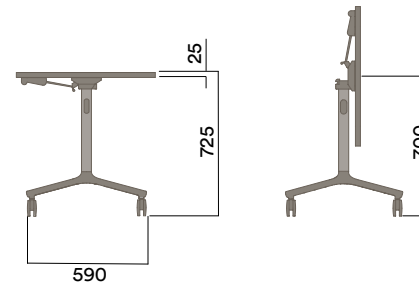
*Table links provided with Folding frames

Maximum inc. worktop	60kg
Maximum Point Load	15kg
Seats	1-4

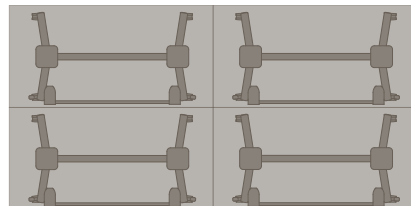
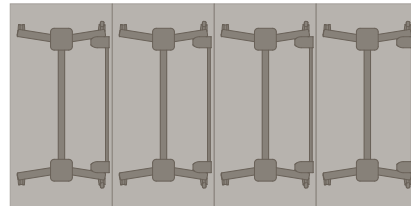
OKD-1080, 1082, 1084, 1086 Folding




725 (standard height)



Linked Configurations*



Racetrack Configuration



Tables Folding

Materials Information

Legs

Powdercoat Steel Legs

- a. Seasonal Colours* (solid colour with timber grain)

Foot

Powdercoat Aluminium

*Seasonal Colours:

- a. Blanc (Standard)
- b. Noir (Standard)
- c. Double Cream
- d. Marble Rock
- e. Paddo Clay
- f. Pink Salt
- g. Terracotta Warrior
- h. Morello
- i. Green Smoke
- j. Cave Moss
- k. Moonshine
- l. Scotland Sky
- m. Shadow Teal
- n. Nocturnelle
- o. Butter Babes

Worktop screws are supplied for securing the tabletop to the table base. They are provided as a general recommendation and must be assessed for compatibility with the specific tabletop substrate material and thickness. It is the responsibility of the installation team to determine whether the supplied screws are suitable or should be replaced with fasteners more suitable for the specified worktop substrate and thickness.

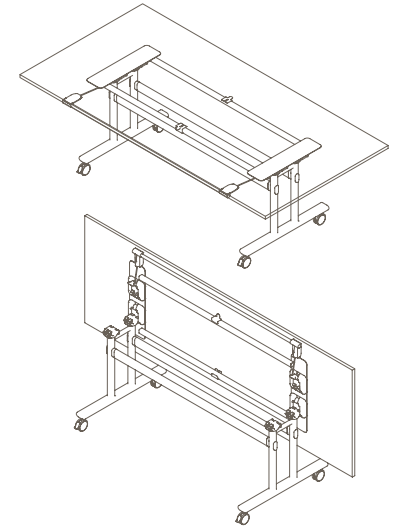
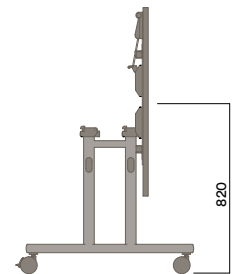
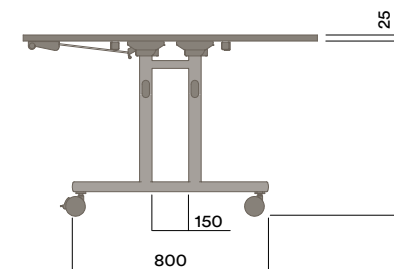
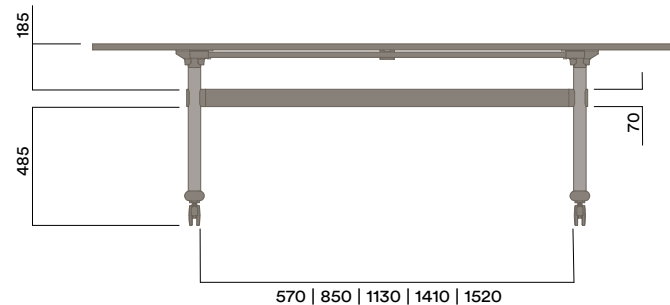
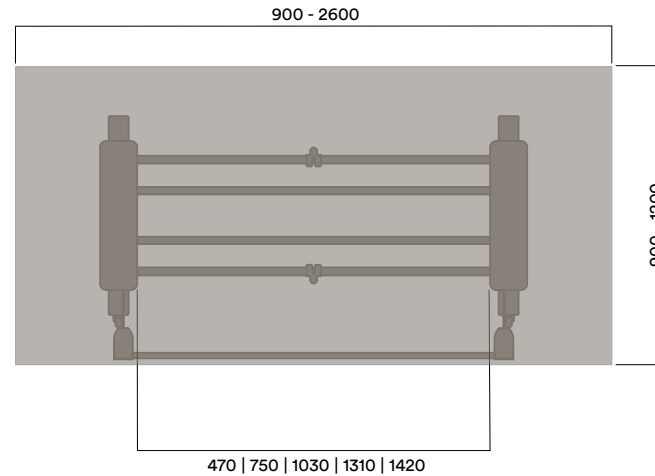
*Table links provided with Folding frames

Maximum inc. worktop	80kg
Maximum Point Load	30kg
Seats	4 - 8

OKD-1388

XL - Folding

725 (standard height)



Okidoki+ Tables Finishes

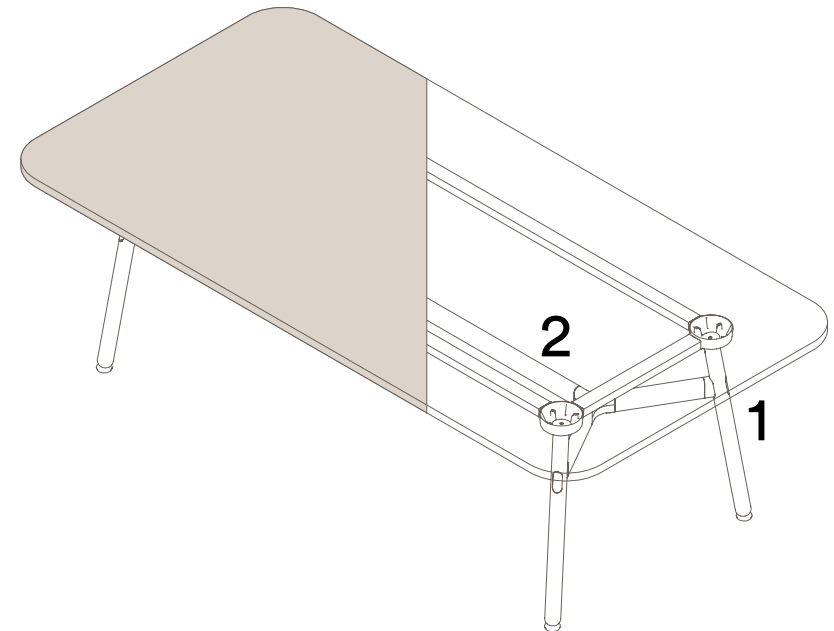
1. Legs

Our legs are all made from Timber. Ash comes as standard. We offer a premium finishes which include Solid Walnut and solid colour with exposed timber grain to match our frame finishes.



2. Frame Finishes

Okidoki+ steel and aluminium frame is available in our current season powdercoat colours. Custom colours are also available.



Colours are representative only, please check with your Thinking Works consultant to view samples of any specific colour.

Okidoki+ Meeting Tables

Materials Information

Legs

Timber Legs

- a. Ash (standard)
- b. Walnut
- c. Seasonal Colours* (solid colour with timber grain)

Frame Finish

Powdercoat Steel & Aluminium Frame

*Seasonal Colours:

- a. Blanc (Standard)
- b. Noir
- c. Double Cream
- d. Marble Rock
- e. Paddo Clay
- f. Pink Salt
- g. Terracotta Warrior
- h. Morello
- i. Green Smoke
- j. Cave Moss
- k. Moonshine
- l. Scotland Sky
- m. Shadow Teal
- n. Nocturnelle
- o. Butter Babes

Worktop screws are supplied for securing the tabletop to the table base. They are provided as a general recommendation and must be assessed for compatibility with the specific tabletop substrate material and thickness. It is the responsibility of the installation team to determine whether the supplied screws are suitable or should be replaced with fasteners more suitable for the specified worktop substrate and thickness.

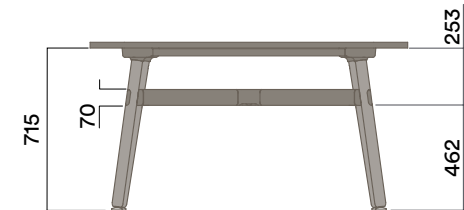
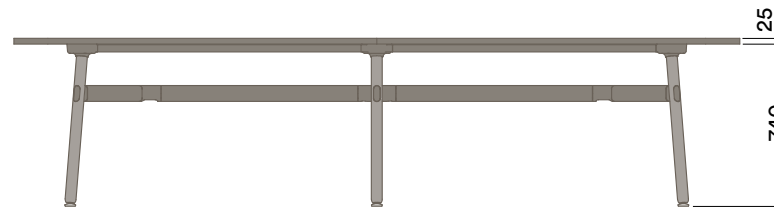
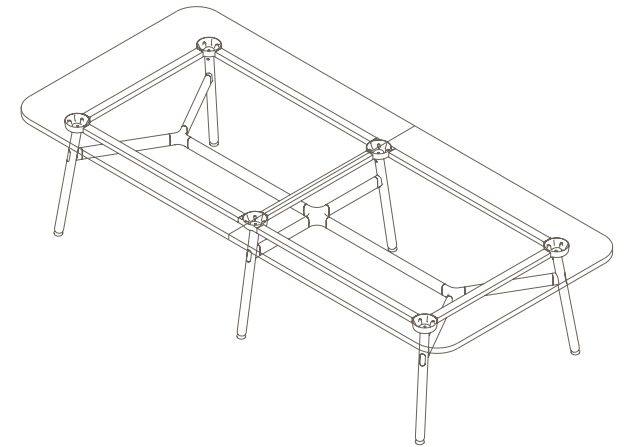
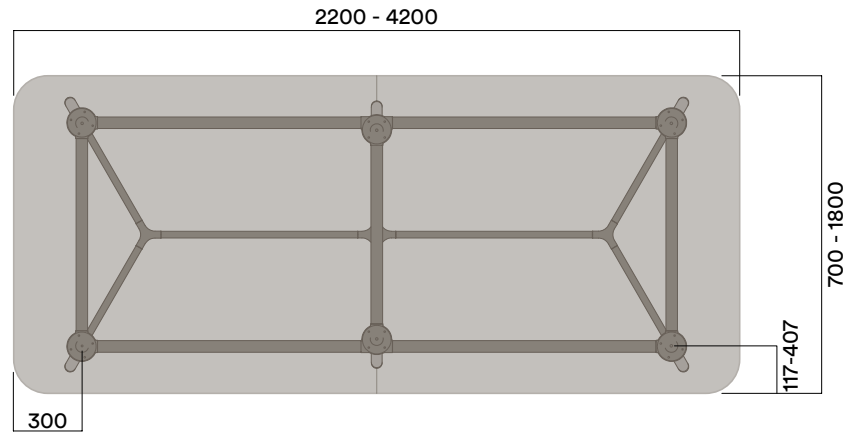
*Sizes up to 9.6m available. For more information contact your Thinking Works consultant.

Maximum inc. worktop	100kg
Maximum Point Load	30kg
Seats	4 - 24

OKP-1051

Timber Worktop

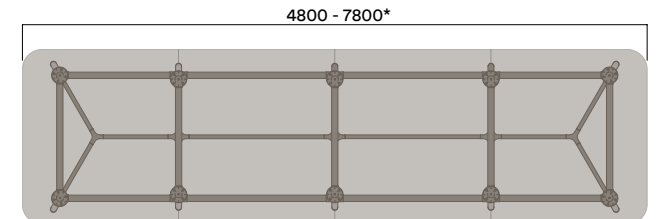
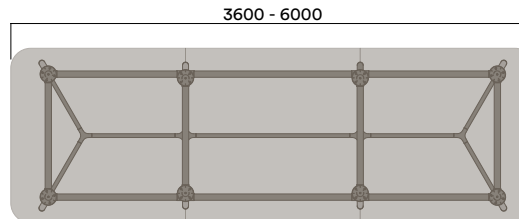
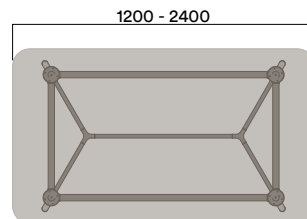
740 (standard height)



OKP-1050

OKP-1052

OKP-1053



Okidoki+ Meeting Tables

Materials Information

Legs

Timber Legs

- a. Ash (standard)
- b. Walnut
- c. Seasonal Colours* (solid colour with timber grain)

Frame Finish

Powdercoat Steel & Aluminium Frame

*Seasonal Colours:

- a. Blanc (Standard)
- b. Noir
- c. Double Cream
- d. Marble Rock
- e. Paddo Clay
- f. Pink Salt
- g. Terracotta Warrior
- h. Morello
- i. Green Smoke
- j. Cave Moss
- k. Moonshine
- l. Scotland Sky
- m. Shadow Teal
- n. Nocturnelle
- o. Butter Babes

Worktop screws are supplied for securing the tabletop to the table base. They are provided as a general recommendation and must be assessed for compatibility with the specific tabletop substrate material and thickness. It is the responsibility of the installation team to determine whether the supplied screws are suitable or should be replaced with fasteners more suitable for the specified worktop substrate and thickness.

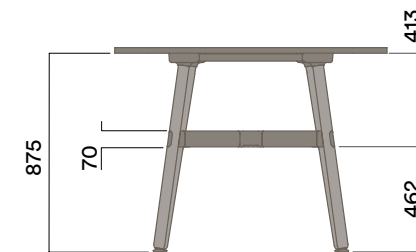
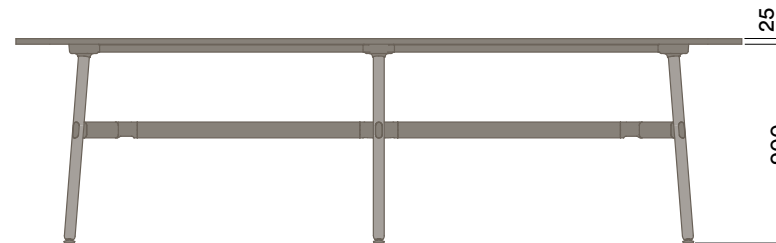
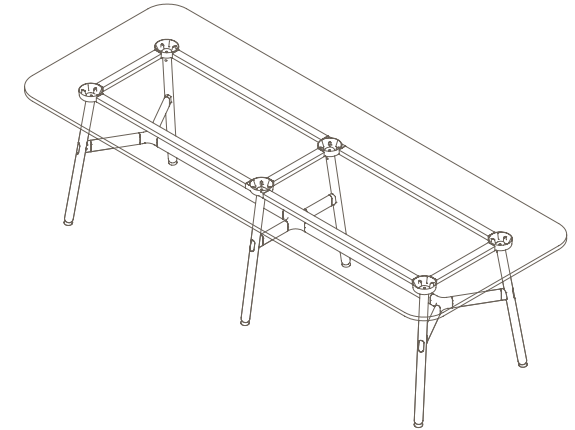
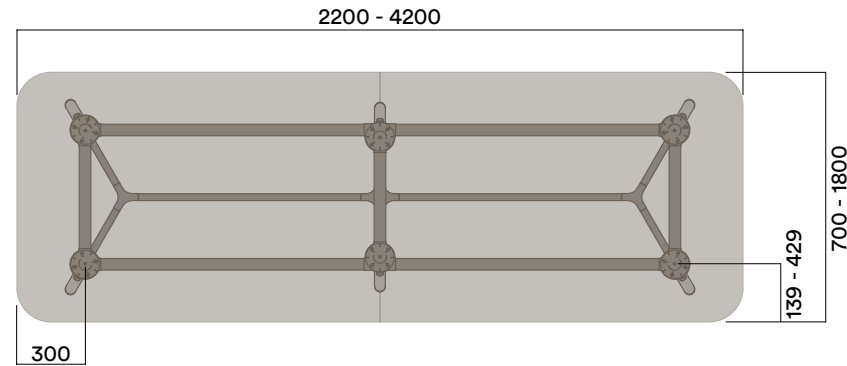
*Sizes up to 9.6m available. For more information contact your Thinking Works consultant.

Maximum inc. worktop	100kg
Maximum Point Load	30kg
Seats	4 - 24

OKP-9-1051

Timber Worktop

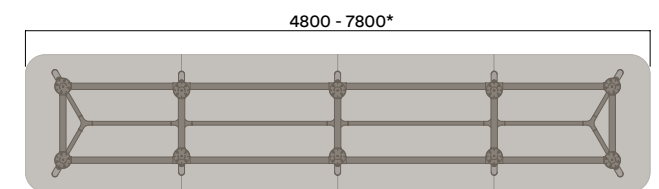
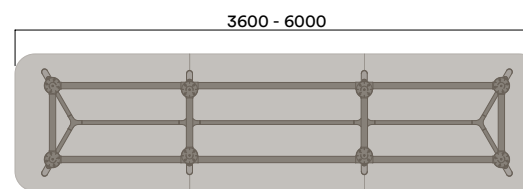
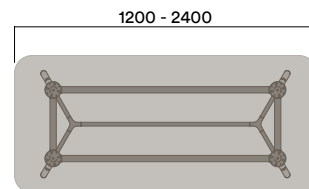
900 (bench height)



OKP-9-1050

OKP-9-1052

OKP-9-1053



Okidoki+ Meeting Tables

Materials Information

Legs

Timber Legs

- a. Ash (standard)
- b. Walnut
- c. Seasonal Colours* (solid colour with timber grain)

Frame Finish

Powdercoat Steel & Aluminium Frame

*Seasonal Colours:

- a. Blanc (Standard)
- b. Noir
- c. Double Cream
- d. Marble Rock
- e. Paddo Clay
- f. Pink Salt
- g. Terracotta Warrior
- h. Morello
- i. Green Smoke
- j. Cave Moss
- k. Moonshine
- l. Scotland Sky
- m. Shadow Teal
- n. Nocturnelle
- o. Butter Babes

Worktop screws are supplied for securing the tabletop to the table base. They are provided as a general recommendation and must be assessed for compatibility with the specific tabletop substrate material and thickness. It is the responsibility of the installation team to determine whether the supplied screws are suitable or should be replaced with fasteners more suitable for the specified worktop substrate and thickness.

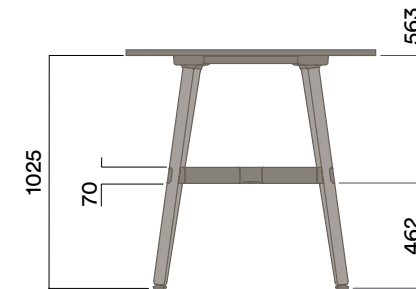
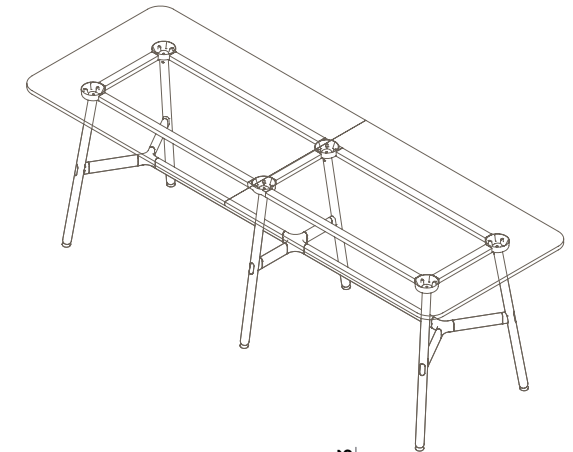

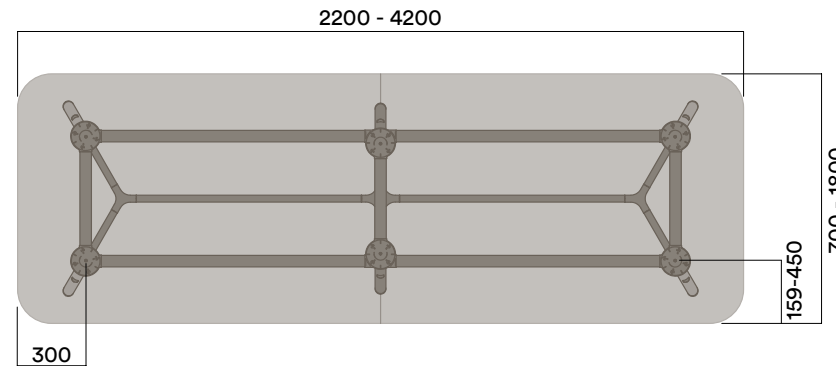
*Sizes up to 9.6m available. For more information contact your Thinking Works consultant.

Maximum inc. worktop	100kg
Maximum Point Load	30kg
Seats	4 - 24

OKP-10-1051

Timber Worktop

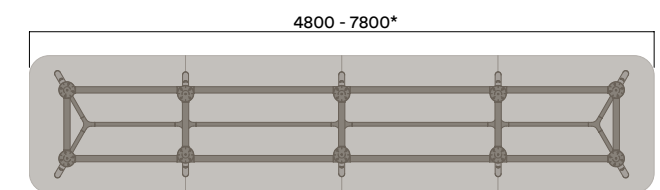
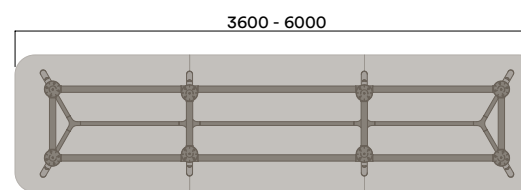
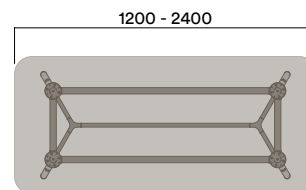
1050 (standing height)



OKP-10-1050

OKP-10-1052

OKP-10-1053



Okidoki+ Square Tables

Materials Information

Legs

Timber Legs

- a. Ash (standard)
- b. Walnut
- c. Seasonal Colours* (solid colour with timber grain)

Frame Finish

Powdercoat Steel & Aluminium Frame

*Seasonal Colours:

- a. Blanc (Standard)
- b. Noir
- c. Double Cream
- d. Marble Rock
- e. Paddo Clay
- f. Pink Salt
- g. Terracotta Warrior
- h. Morello
- i. Green Smoke
- j. Cave Moss
- k. Moonshine
- l. Scotland Sky
- m. Shadow Teal
- n. Nocturnelle
- o. Butter Babes

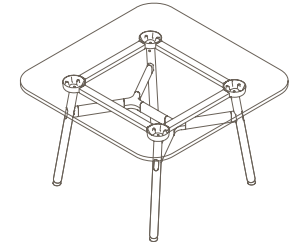
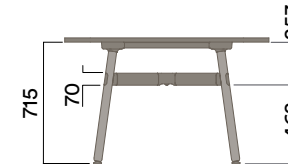
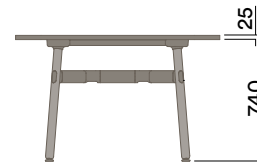
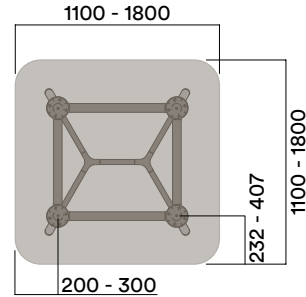
Worktop screws are supplied for securing the tabletop to the table base. They are provided as a general recommendation and must be assessed for compatibility with the specific tabletop substrate material and thickness. It is the responsibility of the installation team to determine whether the supplied screws are suitable or should be replaced with fasteners more suitable for the specified worktop substrate and thickness.

Maximum inc. worktop 100kg
 Maximum Point Load 30kg
 Seats 2-8

OKP-1070

Timber Worktop

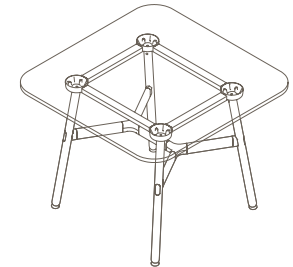
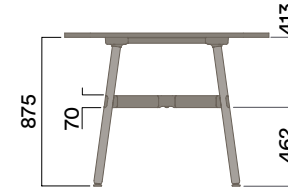
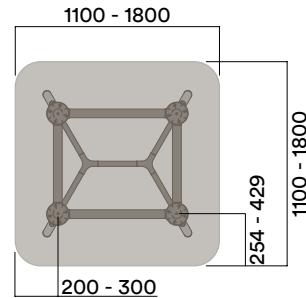
740 (standard height)



OKP-9-1070

Timber Worktop

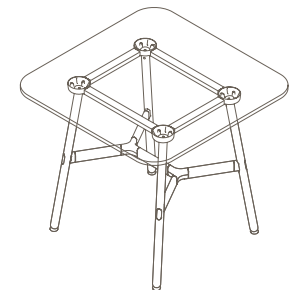
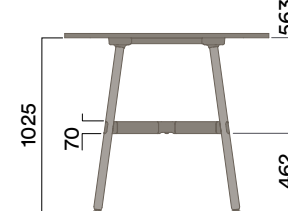
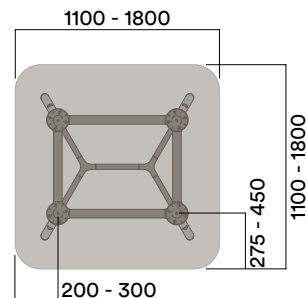
900 (bench height)



OKP-10-1070

Timber Worktop

1050 (standing height)



Okidoki+ Round Tables

Materials Information

Legs

Timber Legs

- a. Ash (standard)
- b. Walnut
- c. Seasonal Colours* (solid colour with timber grain)

Frame Finish

Powdercoat Steel & Aluminium Frame

*Seasonal Colours:

- a. Blanc (Standard)
- b. Noir
- c. Double Cream
- d. Marble Rock
- e. Paddo Clay
- f. Pink Salt
- g. Terracotta Warrior
- h. Morello
- i. Green Smoke
- j. Cave Moss
- k. Moonshine
- l. Scotland Sky
- m. Shadow Teal
- n. Nocturnelle
- o. Butter Babes

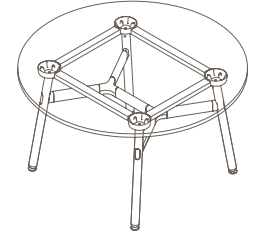
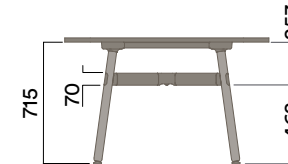
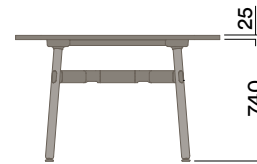
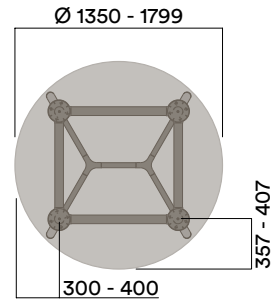
Worktop screws are supplied for securing the tabletop to the table base. They are provided as a general recommendation and must be assessed for compatibility with the specific tabletop substrate material and thickness. It is the responsibility of the installation team to determine whether the supplied screws are suitable or should be replaced with fasteners more suitable for the specified worktop substrate and thickness.

Maximum inc. worktop 100kg
 Maximum Point Load 30kg
 Seats 2-6

OKP-1070

Timber Worktop

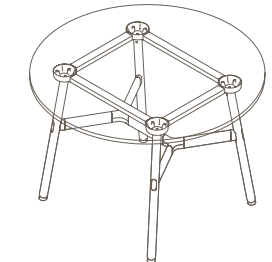
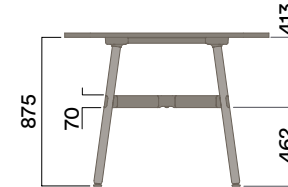
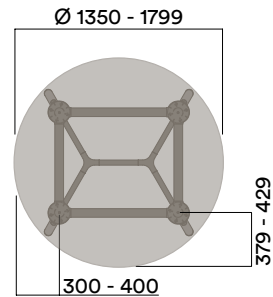
740 (standard height)



OKP-9-1070

Timber Worktop

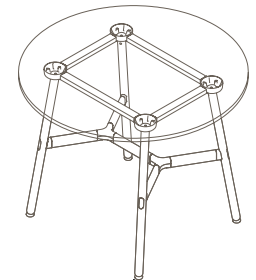
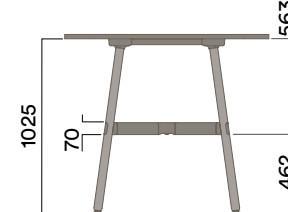
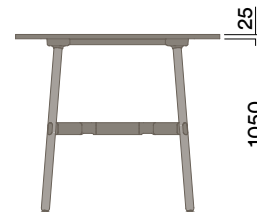
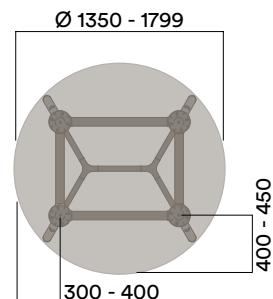
900 (bench height)



OKP-10-1070

Timber Worktop

1050 (standing height)



Okidoki+ Round Tables

Materials Information

Legs

Timber Legs

- a. Ash (standard)
- b. Walnut
- c. Seasonal Colours* (solid colour with timber grain)

Frame Finish

Powdercoat Steel & Aluminium Frame

*Seasonal Colours:

- a. Blanc (Standard)
- b. Noir
- c. Double Cream
- d. Marble Rock
- e. Paddo Clay
- f. Pink Salt
- g. Terracotta Warrior
- h. Morello
- i. Green Smoke
- j. Cave Moss
- k. Moonshine
- l. Scotland Sky
- m. Shadow Teal
- n. Nocturnelle
- o. Butter Babes

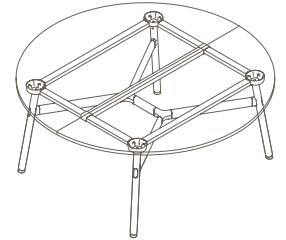
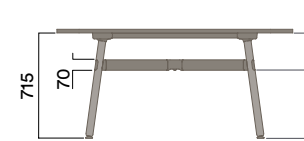
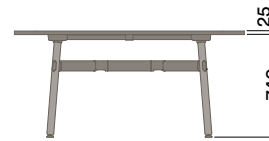
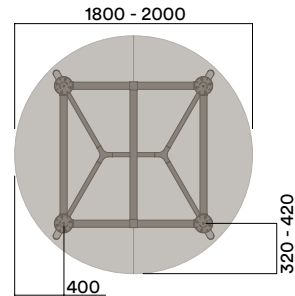
Worktop screws are supplied for securing the tabletop to the table base. They are provided as a general recommendation and must be assessed for compatibility with the specific tabletop substrate material and thickness. It is the responsibility of the installation team to determine whether the supplied screws are suitable or should be replaced with fasteners more suitable for the specified worktop substrate and thickness.

Maximum inc. worktop 100kg
 Maximum Point Load 30kg
 Seats 6 - 8

OKP-1072

Timber Worktop

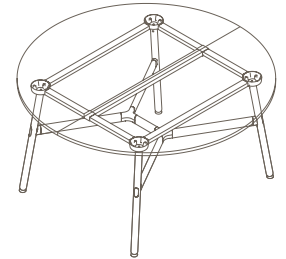
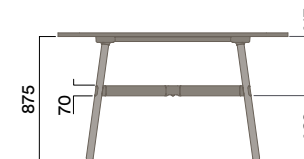
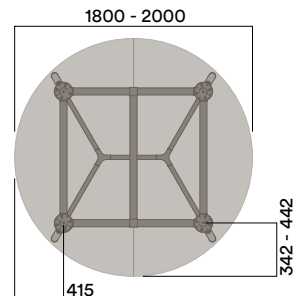
740 (standard height)



OKP-9-1072

Timber Worktop

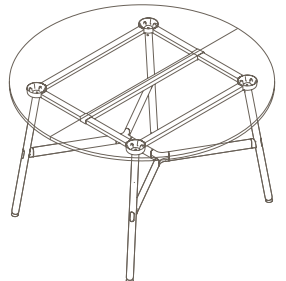
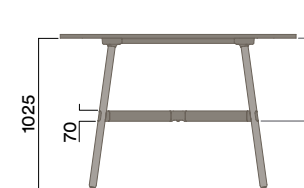
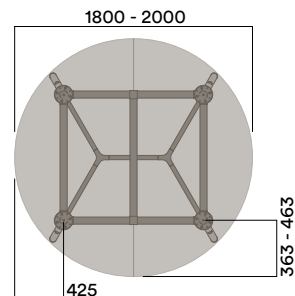
900 (bench height)



OKP-10-1072

Timber Worktop

1050 (standing height)





Specification

If you would like a sample set of any of our finishes, please call us on 61 (0)2 9726 7177 or e-mail at sales@thinkingw.com.

Due to our policy of continuous product development, specifications and finishes may change without prior notice.

Sustainability

Our commitment to sustainability isn't driven by trends, it is guided by our belief that doing the right thing is the only way forward. From product certifications to responsible sourcing, we are committed to taking meaningful action across every part of our business. To learn more about our sustainability journey, visit the Thinking Works website or contact our Sustainability & ESG Manager using the details below.

Thinking Works
© Copyright 2026
All right reserved

Thinking Works
Warehouse 2B/M5 Industry Park
1 Moorebank Ave, Moorebank
New South Wales 2170
Australia

www.thinkingw.com
61 (0)2 9726 7177
sales@thinkingw.com